

REGULAR MEETING OF THE FLORIN RESOURCE CONSERVATION DISTRICT BOARD OF DIRECTORS

Agenda

Wednesday, August 21, 2019

6:30 PM

9257 Elk Grove Blvd.
Elk Grove, CA 95624

Compliance with Government Code Section 54957.5

Public records, including writings related to an agenda item for an open session of a regular meeting of the Florin Resources Conservation District that are distributed less than 72 hours before the meeting, are available for public inspection during normal business hours at the Administration building of Elk Grove Water District, located at 9257 Elk Grove Blvd. Elk Grove, California. In addition, such writings may be posted, whenever possible, on the Elk Grove Water District website at www.egwd.org.

The Board will discuss all items on the agenda, and may take action on any item listed as an "Action" item. The Board may discuss items that do not appear on the agenda, but will not act on those items unless there is a need to take immediate action and the Board determines by a two-thirds (2/3) vote that the need for action arose after posting of the agenda.

If necessary, the Meeting will be adjourned to Closed Session to discuss items on the agenda listed under "Closed Session." At the conclusion of the Closed Session, the meeting will reconvene to "Open Session."

CALL TO ORDER, ROLL CALL AND PLEDGE OF ALLEGIANCE

Public Comment – Please complete a Request to Speak Form if you wish to address the Board.

Members of the audience may comment on matters that are not included on the agenda. Each person will be allowed three (3) minutes, or less if a large number of requests are received on a particular subject. No action may be taken on a matter raised under "Public Comment" until the matter has been specifically included on an agenda as an action item. Items listed on the agenda will be opened for public comment as they are considered by the Board of Directors.

1. Proclamations and Announcements

- a. Recognition of Salvador Mendoza for 10 years of service.

Associate Director Comment

Public Comment

2. Consent Calendar (Stefani Phillips, Secretary and Patrick Lee, Treasurer)

- a. Minutes of Regular Board Meeting of July 17, 2019
- b. Minutes of Special Board Meeting of July 31, 2019
- c. Warrants Paid – July, 2019
- d. Active Accounts – July, 2019
- e. Bond Covenant Status for FY 2019-20 – July, 2019
- f. Revenues and Expenses – Actual vs Budget FY 2019-20 – July, 2019
- g. Cash Accounts – July, 2019
- h. Consultants Expenses – July, 2019
- i. Major Capital Improvement Projects – July, 2019

Associate Director Comment

Public Comment

Recommended Action: **Approve Florin Resource Conservation District Consent Calendar items a-i.**

3. Committee Meetings (Stefani Phillips, Board Secretary)

Associate Director Comment

Public Comment

4. Elk Grove Water District Operations Report – July 2019

(Mark J. Madison, General Manager)

Associate Director Comment

Public Comment

5. Nomination of Sacramento Local Agency Formation Commission Special District Commissioner and Alternate Special District Commissioner

(Stefani Phillips, Board Secretary)

Associate Director Comment

Public Comment

Recommended Action: **Consider nominating one (1) Board member to serve as a Special District Commissioner and one (1) Board member to serve as Alternate Special District Commissioner for the Sacramento Local Agency Formation Commission.**

6. Regular Board Meeting Location and Schedule (Stefani Phillips, Board Secretary)

Associate Director Comment

Public Comment

Recommended Action: **Discuss and provide direction to staff.**

7. Report on Groundwater Recharge Activities

(Bruce Kamilos, Assistant General Manager)

Associate Director Comment

Public Comment

8. Sacramento Central Groundwater Authority Fiscal Year 2019-20 Contribution

(Mark J. Madison, General Manager)

Associate Director Comment

Public Comment

Recommended Action: **Authorize the General Manager to pay, under protest, the Fiscal Year 2019-20 contribution, in the amount of \$46,829, to Sacramento Central Groundwater Authority.**

9. Response to 2019 Grand Jury Report – The Florin Resource Conservation District – A Case of Mistaken Identity? (Mark J. Madison, General Manager)

Associate Director Comment

Public Comment

- Recommended Action:**
- 1) Approve the proposed Response to the 2019 Grand Jury Report - The Florin Resource Conservation District – A Case of Mistaken Identity?; and
 - 2) Authorize the Board Chairperson to submit the proposed response to the Presiding Judge of the Sacramento County Superior Court.

10. Renew Small Utility Enterprise License Agreement for Esri ArcGIS Software
(Bruce Kamilos, Assistant General Manager)

Associate Director Comment

Public Comment

- Recommended Action:**
- Authorize the General Manager to execute an agreement in the amount of \$75,000 to renew the Small Utility Enterprise License Agreement with Esri for another three-year term.**

11. Outside Agency Meetings Report (Mark J. Madison, General Manager)

Associate Director Comment

Public Comment

12. Legislative Update (Sarah Jones, Program Manager)

Associate Director Comment

Public Comment

13. Directors Comments

Adjourn to Regular Meeting – September 18, 2019

August 21, 2019

TO: Chairperson and Directors of the Florin Resource Conservation District
FROM: Stefani Phillips, Board Secretary and Patrick Lee, Treasurer
SUBJECT: **CONSENT CALENDAR**

RECOMMENDATION

It is recommended that the Florin Resource Conservation District Board of Directors approve Florin Resource Conservation District Consent Calendar items a – i.

SUMMARY

Consent Calendar items a – i are standing items on the Regular Board Meeting agenda.

By this action, the Board will approve Florin Resource Conservation District Consent Calendar items a – i.

DISCUSSION

Background

Consent Calendar items are standing items on the Regular Board Meeting agenda.

Present Situation

Consent Calendar items a – i are standing items on the Regular Board Meeting agenda.

ENVIRONMENTAL CONSIDERATIONS

There are no direct environmental considerations associated with this report.

STRATEGIC PLAN CONFORMITY

Fiscal stability is in conformity with the District's Business Practice goals of the 2012-2017 Strategic Plan.

CONSENT CALENDAR

Page 2

FINANCIAL SUMMARY

There is no financial impact associated with this report.

Respectfully Submitted,



STEFANI PHILLIPS
BOARD SECRETARY

And



PATRICK LEE
TREASURER

Attachments

MINUTES OF THE REGULAR MEETING OF THE FLORIN RESOURCE CONSERVATION DISTRICT BOARD OF DIRECTORS

Wednesday, July 17, 2019

The regular meeting of the Florin Resource Conservation District Board of Directors was called to order at 6:30 p.m. by Tom Nelson, Chairperson, at 9257 Elk Grove Blvd., Elk Grove, CA.

Call to Order, Roll Call, and Pledge of Allegiance.

Directors Present: Bob Gray, Tom Nelson, Elliot Mulberg, Lisa Medina, Sophia Scherman
Directors Absent: None
Staff Present: Mark Madison, General Manager; Bruce Kamilos, Assistant General Manager; Patrick Lee, Treasurer; Stefani Phillips, Board Secretary; Donella Murillo, Finance Supervisor; Sarah Jones, Program Manager; Travis Franklin, GIS Technician II
Staff Absent: None
Associate Directors Present: Shahid Chaudhry
Associate Directors Absent: None
General Counsel Present: Ren Nosky, JRG Attorneys at Law

Public Comment

Chairperson Tom Nelson announced there will be a special meeting held on Wednesday, July 31, 2019 to address the Grand Jury report.

Tony Tillman from the Natural Resources Conservation (NRC) spoke about NRC's activities.

Lynn Wheat mentioned the Florin Resource Conservation District (FRCD) Board of Directors (Board) should have closed session at the beginning of the Board meetings.

1. Proclamations and Announcements

General Manager Mark Madison recognized GIS Technician II Travis Franklin for his five (5) years of service.

Mr. Madison announced Elk Grove Water District (EGWD) was awarded a Certificate of Appreciation from the U.S Geological Survey. He complimented Water Treatment Supervisor Steve Shaw on receiving the certificate.

2. Consent Calendar

- a. Minutes of Regular Board Meeting on June 19, 2019
- b. Warrants Paid – June, 2019
- c. Active Accounts – June, 2019
- d. Bond Covenant Status for FY 2018- 19 – June, 2019
- e. Revenues and Expenses – Actual vs Budget FY 2018- 19 – June, 2019
- f. Cash Accounts – June, 2019
- g. Consultants Expenses – June, 2019
- h. Major Capital Improvement Projects – June, 2019

MSC (Mulberg/Gray) to approve Florin Resource Conservation District Consent Calendar items b-h. 5/0: Ayes: Gray, Nelson, Medina, Mulberg, and Scherman.

MSC (Mulberg/Nelson) to approve Florin Resource Conservation District Consent Calendar item a. 3/2: Ayes: Gray, Mulberg, and Nelson Abstain: Medina and Scherman

3. Committee Meetings

There were no committee meetings held in the month of June.

4. Public Hearing – Public Health Goals Report

Mr. Madison provided a background on the Public Health Goals process.

In summary, to comply with state law, EGWD prepared a report titled “2019 Report on Water Quality Relative to Public Health Goals” otherwise referred to as Public Health Goals Report. State law required that a public hearing be held to receive public comments regarding the Public Health Goals Report before the report is presented for adoption by the Board. The public hearing had to be noticed in an adjudicated newspaper of general circulation with a publication date at least ten days prior to the date of the hearing. EGWD noticed the public hearing in the Elk Grove Citizen and made the report available to the public on July 5, 2019. For the EGWD drinking water system, the constituents detected that exceeded PHG levels are arsenic, gross alpha, radium-226, radium-228, uranium and total coliform bacteria. Table 1 on page 3 of the Public Health Goals Report lists these constituents and the levels at which they occurred. It is explicitly noted that each of these drinking water constituents is below the maximum contaminant level set by state law, and that EGWD’s drinking water system is fully compliant with state law.

Mr. Nelson called for public comments.

There were no public comments.

The public hearing was closed.

MSC (Gray/Medina) to 1) hold a public hearing to receive public comment regarding the proposed acceptance of the “2019 Report on Water Quality Relative to Public Health Goals”; and 2) accept the report pending public comments. 5/0: Ayes: Gray, Nelson, Medina, Mulberg, and Scherman.

5. Elk Grove Water District Operations Report – June 2019

Mr. Madison presented a full overview of the EGWD Operations Report – June 2019 to the Board.

Mr. Nelson requested to place a note in the monthly bill on maintenance of water softeners. Mr. Madison stated staff will add the note in the monthly bill, as well as add a message in the next newsletter.

Mr. Madison announced the Service Line Replacement project was completed. Vice-Chairperson Bob Gray asked for the total cost of the service line replacement project. Assistant General Manager Bruce Kamilos informed Mr. Gray that he would get back to him on the total cost.

Mr. Madison spoke on the quality of the EGWD employees and their work product in regard to the service line replacements. He asked Mr. Gray if he agreed, to which Mr. Gray responded, yes.

Associate Director Shahid Chaudhry stated the employees should be appreciated for their finished project and their hard work. Mr. Madison responded that he would like to put something together to appreciate the employees.

6. Elk Grove Water District Fiscal Year 2018-19 Quarterly Operating Budget Status Report

Finance Manager Patrick Lee presented the Fiscal Year (FY) 2018-19 Quarterly Operating Budget Status Report to the Board.

In summary, the revenues collected through the fourth quarter of the fiscal year total \$14,669,310 which is 98.97% of the \$14,821,253 annual budget. The revenues are \$65,400 or 0.44% below the same quarter of the prior fiscal year. Although there was a 3.0% revenue adjustment that went into effect on January 1, 2018, resulting in slightly higher revenues for the first two quarters of FY 2018-19, that increase was offset by a decrease in revenues during the winter months due to the rainy weather as consumption decreased.

Director Sophia Scherman thanked staff for their stewardship of the finances.

7. Elk Grove Water District Fiscal Year 2018-19 Quarterly Capital Reserve Budget Status Report

Mr. Lee presented the FY 2018-19 Quarterly Capital Reserve Status Report to the Board.

In summary, through the fourth quarter of FY 2018-19, the District expended \$916,289 for capital projects and \$2,008 for elections, leaving a remaining total reserve balance at June 30, 2019 of \$13,221,035. Total amount expended of \$916,289 for capital projects includes \$279,513 of expenditures related to projects carrying over from prior year, but not budgeted for in the FY 2018-19 CIP.

Mr. Kamilos mentioned to Mr. Gray that \$701,000 was spent on service line replacements according to Mr. Lee's report.

8. Truck Purchase For Replacement of Truck #303

Mr. Kamilos presented information regarding the truck purchase for the replacement of Truck #303 to the Board. He informed the Board that this truck was not included in the lineup for the Fiscal Year (FY) 2019-2023 Capital Improvement Program (CIP) approved in May, but the Board did approve a budget for truck replacements.

Director Lisa Medina alerted staff to new carburetor requirements. Mr. Madison thanked her for letting staff know.

Paul Lindsay thanked staff for the informative report and inquired about the disposal of the old trucks. Mr. Kamilos mentioned the old trucks typically get auctioned off. Mr. Lindsay then mentioned future purchases such as the truck purchase should include the original Request for Proposal (RFP).

MSC (Sabin/Mulberg) to authorize the General Manager to execute a purchase order in the amount of \$84,186.63, including tax and license, with Fairfield Ford to purchase a dump truck to replace Truck #303. 5/0: Ayes: Gray, Nelson, Medina, Mulberg, and Scherman.

9. Outside Agency Meetings Report

Mr. Madison spoke regarding the Regional Water Authority (RWA) board meeting he attended on July 11, 2019. He mentioned that Jim Peifer was announced as Executive Officer of the RWA.

Mr. Madison also informed the Board that the Regional Water Reliability Plan was approved. He will supply the Board a copy of the Regional Water Reliability Plan and staff will put a link on the EGWD website.

Lastly, Mr. Madison mentioned staff will be reporting on state-wide water conservation actions that are taking place later in the year as they develop.

10. Legislative Update

Program Manager Sarah Jones presented the Legislative Update to the Board.

Several bills were discussed that could potentially impact, or be of interest, to the District including Assembly Constitutional Amendment (ACA) 1, Senate Bill (SB) 13, Assembly Bill (AB) 1486, SB 200, AB 402, SB 134, and AB 756.

Ms. Jones informed the Board, the Governor approved the state budget, which includes funding for safe and affordable drinking water.

Director Elliot Mulberg asked that staff write a letter of support regarding ACA 1. Staff will bring the letter of support to the August board meeting.

Ren Nosky, JRG Attorneys at Law provided background on ACA 1.

Ms. Pechi commented the Board should be more informative in relation to ACA 1 and should bring it up at the Special Board Meeting on July 31, 2019.

Mr. Lindsay informed the Board the only formal spokesperson in relation to the Grand Jury Report is the foreperson and if they would like the information for that person, he would give it to Mr. Madison.

11. Directors Comments

Nothing to report.

12. Closed Session

Nothing to report.

Adjourn to Special Board Meeting on July 31, 2019 at 6:00 p.m.

Respectfully submitted,

Stefani Phillips

Stefani Phillips, Board Secretary
AC/SP

MINUTES OF THE SPECIAL MEETING OF THE FLORIN RESOURCE CONSERVATION DISTRICT BOARD OF DIRECTORS

Wednesday, July 31, 2019

The special meeting of the Florin Resource Conservation District Board of Directors was called to order at 6:00 p.m. by Tom Nelson, Chairperson, at 8820 Elk Grove Blvd., Elk Grove, CA.

Call to Order, Roll Call, and Pledge of Allegiance.

Directors Present: Bob Gray, Tom Nelson, Elliot Mulberg, Lisa Medina, Sophia Scherman
Directors Absent: None
Staff Present: Mark Madison, General Manager; Patrick Lee, Treasurer; Stefani Phillips, Board Secretary; Donella Murillo, Finance Supervisor; Sarah Jones, Program Manager;
Staff Absent: Bruce Kamilos, Assistant General Manager
Associate Directors Present: Shahid Chaudhry
Associate Directors Absent: None
General Counsel Present: Ren Nosky, JRG Attorneys at Law
Consultants Present: Jose Azevedo, Hermocillo-Azevedo Strategic Communications, LLC

Public Comment

Nothing to report.

1. Study Session: 2019 Sacramento County Civil Grand Jury Report

General Manager Mark Madison provided a PowerPoint presentation regarding the findings, as well as associated recommendations, from the Grand Jury Report (Report) to the Board.

Chairperson Tom Nelson described the process of the meeting, explaining the Florin Resource Conservation District (FRCD) Board of Directors (Board) would be voting on the stance the FRCD will take when responding to the Report.

Mr. Nelson mentioned all Board policies will be reviewed throughout the year, stating some of the recommendations in the Report will be incorporated into the Board policies.

In regards to Finding F1, Vice-Chairperson Bob Gray stated the FRCD reviewed the potential FRCD/Elk Grove Water District (EGWD) merger for over a year.

Director Elliot Mulberg provided history of the Local Agency Formation Commission (LAFCo) process for the annexation of the water district into the FRCD, mentioning the RCD was already providing water when the process happened. He mentioned the decision made in 2018 was just an extension of what the FRCD had already been doing the past 15 years.

There was little discussion regarding Finding F2 through Finding F5.

In regards to Finding No. 6, Mr. Gray stated he cannot justify the cost of flow meters to monitor leaks based on one event. Mr. Nelson mentioned there may be other options less costly.

There was little discussion regarding Finding F7 and Finding F8.

In regards to Finding F9, Mr. Nelson stated, he believes people should have health benefits. He explained the idea behind the Director Benefits Policy was to be able to provide health insurance to Board members and believes the Board should move forward with the policy. A discussion occurred regarding Director Benefits.

In regards to Finding F10, Mr. Mulberg agreed with Mr. Madison on keeping closed sessions at the end of the meeting. He mentioned, the public can call the next day for information on reportable actions from closed session. A discussion followed.

In regards to Finding F11, there was a discussion about elections.

In regards to Finding F12, Mr. Gray indicated three (3) of the five (5) board members were Associate Board Members (Associate) before becoming directors. He mentioned being an Associate provides good training for becoming a Director and more Associates would be welcomed.

There was much discussion on board member awareness.

Mr. Nelson stated, he did not have a problem with the recommendation associated with the Finding.

Director Lisa Medina encouraged field trips or tours of the Railroad Water Treatment and Storage Facility for rate-payers.

Mr. Gray stated, he attended board meetings from 2006 to present. He mentioned that the public needs to be engaged. The other Board members agreed.

Associate Board Member Shahid Chaudhry stated, he was initially concerned with the Grand Jury report, but he ended up feeling overall very positive about it and appreciates the checks and balances. He mentioned that some action needs to be taken, such as more outreach to the public.

Chairperson of the Grand Jury, Paul Lindsay made a correction to Endnote No. 11, which was a date change regarding a meeting referenced in the report. He provided the requirements for responding to the findings and recommendations to the Board.

Lynn Wheat thanked the Board for the review of the report and for allowing the public to participate. She went on to mention the reason for attending the meetings was the increase in costs for her. Ms. Wheat mentioned there is a lack of understanding as to how the FRCD versus EGWD operate and stated there needs to be more clarification between the two. She would also like staff to consider looking at RCD's to determine what their Board members receive for benefits.

Ms. Wheat mentioned there needs to be communication regarding Associates. Lastly, she stated that board members should live within the EGWD boundaries.

Former FRCD Chairperson Chuck Dawson attended the meeting and agreed to the confusion about the FRCD and EGWD.

After public comment, Mr. Nelson explained the next step in the meeting would be the Board identifying the responses to the findings and recommendations.

Ren Nosky reiterated the responses made tonight are not for action and will be brought back to the August Regular Board Meeting.

The Board went over each finding and recommendation and voiced their responses.

Adjourn to Regular Board Meeting on August 21, 2019 at 6:30 p.m.

Respectfully submitted,

Stefani Phillips

Stefani Phillips, Board Secretary
AK/SP

Check History Report

7/1/2019 to 7/31/2019

Elk Grove Water District

Check Number	Check Date	Vendor Number	Name	Check Amount	Explanation
049409	7/3/2019	ACWAJPI	CB&T/ACWA-JPIA	23,373.89	Workers' Compensation Program - Quarter - 4 Clothing Reimbursement
049410	7/3/2019	ALAN AR	ALAN ARAGON	398.65	
049411	7/3/2019	CCPPM	CCPPM	237.23	Upgrade Sage 100
049412	7/3/2019	CHAMPS	CHAMPS SYSTEMS, INC	1,125.00	
049413	7/3/2019	CINTAS	CINTAS	204.29	Account Closed - Customer Refund Account Closed - Customer Refund Account Closed - Customer Refund Account Closed - Customer Refund Account Closed - Customer Refund Account Closed - Customer Refund Account Closed - Customer Refund
049414	7/3/2019	COUNTY4	SACRAMENTO COUNTY UTILITIES	367.65	
049415	7/3/2019	CRF LEN	LENNAR HOMES CA, INC	10.19	
049416	7/3/2019	CRF OPE	OPENDOOR PROPERTY C LLC	200.16	
049417	7/3/2019	CRFDYH	DYLAN HERRICK	61.15	
049418	7/3/2019	CRFELAV	ELIZABETH AVILA	98.89	
049419	7/3/2019	CRFGEL	GERARD LYONS	70.75	
049420	7/3/2019	CRFLUA	LUTFI G ABED	36.01	
049421	7/3/2019	CRFTIW	TIMOTHY J. WHITE	63.07	Equipment - 3' Piercing Tool
049422	7/3/2019	DATAPRO	DATAPROSE LLC	91.38	
049423	7/3/2019	DITCH 3	DITCH WITCH WEST	5,426.56	Materials & Supplies - Backyard Water Main Replacement Materials & Supplies - Backyard Water Main Replacement Development of the 2019-2023 Strategic Plan Repairs & Maintenance on Equipment - Install New Seatbelt Fuel
049424	7/3/2019	FASTENA	FASTENAL COMPANY	7.61	
049425	7/3/2019	FERGUS	FERGUSON ENTERPRISES, INC	226.94	
049426	7/3/2019	FRONT C	FRONTIER COMMUNICATIONS	235.50	
049427	7/3/2019	HANFORD	HANFORD SAND & GRAVEL, INC	129.30	
049428	7/3/2019	HANFORD	HANFORD SAND & GRAVEL, INC	1,040.87	
049429	7/3/2019	HIGHBAR	HIGHBAR GLOBAL CONSULTING	24,000.00	
049430	7/3/2019	HOLT	HOLT OF CALIFORNIA	511.22	
049431	7/3/2019	INT STA	INTERSTATE OIL COMPANY	1,797.44	
049432	7/3/2019	JAYS	JAY'S TRUCKING SERVICE	308.17	
049433	7/3/2019	LCW	LIEBERT CASSIDY WHITMORE	962.00	Legal - June 2019 CCR & PHG Reports
049434	7/3/2019	RBI	ROBERTSON-BRYAN, INC	1,111.00	
049435	7/3/2019	REED GR	REED & GRAHAM, INC	411.35	Dump Fees - Backyard Water Mains
049436	7/3/2019	RIVCITY	RIVER CITY WASTE RECYCLERS LLC	378.00	
049437	7/3/2019	ROOCO	ROOCO RENTS	105.84	Temporary Customer Service Help Repairs & Maintenance - Equipment
049438	7/3/2019	ROTH	ROTH STAFFING COMPANIES, L.P.	1,238.80	
049439	7/3/2019	SCELZI	SCELZI ENTERPRISES, INC.	575.31	SIERRA OFFICE SUPPLIES SMUD SMUD SMUD SMUD SMUD SMUD SMUD SMUD
049440	7/3/2019	SIERRA	SIERRA OFFICE SUPPLIES	168.48	
049441	7/3/2019	SMUD	SMUD	5,488.75	
049442	7/3/2019	SMUD	SMUD	672.93	
049443	7/3/2019	SMUD	SMUD	6,321.44	
049444	7/3/2019	SMUD	SMUD	16,282.55	
049445	7/3/2019	SMUD	SMUD	552.65	
049446	7/3/2019	SMUD	SMUD	623.00	

049447	7/3/2019	SMUD	SMUD	4,613.84	
049448	7/3/2019	SMUD	SMUD	1,330.97	
049449	7/3/2019	SOUTHWEST ANSWERING SERVICE, WILSON	SOUTHWEST ANSWERING SERVICE, MARCELL WILSON	213.05	Clothing Reimbursement
049450	7/3/2019	DAC	DAC	216.20	Annual Dissemination Service and Storage Fee
049451	7/3/2019	REPUBLIC SERVICES #922	REPUBLIC SERVICES #922	1,500.00	
049452	7/3/2019	ROCKET	ROCKET RESTROOMS & FENCING, INC	1,497.20	Rental Equipment - Fence Panels for Backyard Water Mains Copier - ADMIN
049453	7/3/2019	TOSHIBA	TOSHIBA FINANCIAL SERVICES	1,728.00	
049454	7/3/2019	ULTRA	ULTRA TRUCK WORKS, INC	593.01	
049455	7/3/2019	BRENNTA	BRENNTAG PACIFIC, INC	136.54	
049456	7/19/2019	BSK4	BSK ASSOCIATES	10,410.94	(2) Invoices - Materials & Supplies - Treatment Sampling - Treatment
049457	7/19/2019	CONSOLI	CONSOLIDATED COMMUNICATIONS	1,220.00	Ethernet Service/Phones-MOC
049458	7/19/2019	COUNTY	COUNTY OF SACRAMENTO	1,292.88	Sacramento County Water Billings - May & June 2019
049459	7/19/2019	CS AA	CARD SERVICES	479,376.30	Materials & Supplies - Utility Crew
049460	7/19/2019	CS DM	CARD SERVICES	2,026.36	Materials, Supplies, Employee Appreciation Meals
049461	7/19/2019	CS MJM	CARD SERVICES	1,533.31	
049462	7/19/2019	CS SH	CARD SERVICES	88.00	
049463	7/19/2019	CS SJ	CARD SERVICES	218.63	Materials & Supplies - Distribution
049464	7/19/2019	CS SP	CARD SERVICES	557.28	Materials, Supplies, Parking
049465	7/19/2019	CS SS	CARD SERVICES	112.55	Employee Appreciation
049466	7/19/2019	CSPL	CARD SERVICES	323.86	Materials & Supplies - Treatment
049467	7/19/2019	DMV	DMV	345.00	GFOA Budget Award Submission Fee
049468	7/19/2019	EMP REL	EMPLOYEE RELATIONS, INC	7.00	
049469	7/19/2019	FASTENA	FASTENAL COMPANY	46.00	
049470	7/19/2019	HERBURG	HERBURGER PUBLICATIONS, INC	69.71	
049471	7/19/2019	HOLT	HOLT OF CALIFORNIA	255.47	
049472	7/19/2019	INT STA	INTERSTATE OIL COMPANY	626.47	Repairs & Maintenance on Equipment - Excavator Fuel
049473	7/19/2019	ISCC	ISCC, INC	1,635.10	
049474	7/19/2019	JAYS	JAY'S TRUCKING SERVICE	149.00	
049475	7/19/2019	JRG	JRG ATTORNEYS, LLP	92.45	Legal - June 2019
049476	7/19/2019	KAISER2	THE PERMANENTE MEDICAL GROUP	4,027.42	
049477	7/19/2019	MID STA	MIDSTATE CONTAINERS	155.00	
049478	7/19/2019	PG&E	PACIFIC GAS & ELECTRIC COMPANY	3,950.00	Container for Emergency Materials & Supplies
049479	7/19/2019	RBI	ROBERTSON-BRYAN, INC	8.12	
049480	7/19/2019	RDO 1	RDO TRUST # 80-5800	1,493.75	CCR & PHG Reports
049481	7/19/2019	ROTH	ROTH STAFFING COMPANIES, L.P.	5,695.57	Repairs & Maintenance - Vermeer Vactor Temporary Customer Service Help
049482	7/19/2019	SAC BEE	THE SACRAMENTO BEE	1,033.46	Advertising - Water Treatment Position
049483	7/19/2019	SAC ICE	SAC ICE	300.00	Repairs & Maintenance - Ice Machine - MOC
049484	7/19/2019	SIERRA C	SIERRA CHEMICAL COMPANY	550.93	
049485	7/19/2019	SMUD	SMUD	425.81	
049486	7/19/2019	VERIZON	VERIZON WIRELESS	3,036.25	
049487	7/19/2019	WAC	WAC SOLUTIONS PARTNERS	423.38	
049488	7/19/2019	ZUKES	ZUKE'S LANDSCAPE INC.	16,110.00	Upgrade Abra Suite HR & PR to Sage HRMS Monthly Landscaping - MOC/ADMIN
049489	7/19/2019	A. TEIC	A. TEICHERT & SON, INC	1,500.00	Materials & Supplies - OPS
049490	7/19/2019	ACWA JP	ACWA JPIA	560.36	2019-2020 Property Insurance
049491	7/19/2019	ACWAJPI	CB&T/ACWA-JPIA	22,527.64	Medical Benefits for August 2019
049492	7/19/2019	AMAZON	AMAZON CAPITAL SERVICES	63,945.82	Materials & Supplies - OPS
049493	7/19/2019	BG SOLU	SOLUTIONS BY BG INC.	1,080.74	Daily Tasks/Help Tickets
049494	7/19/2019			8,606.25	

049495	7/19/2019	BRENNTAG PACIFIC, INC	1,205.88	Materials & Supplies - Treatment
049496	7/19/2019	BRINK'S INCORPORATED	357.68	
049497	7/19/2019	C & T SPECIALTIES	31.89	
049498	7/19/2019	CALAT	1.99	Account Closed - Customer Refund
049499	7/19/2019	CCHTC	2.13	Account Closed - Customer Refund
049500	7/19/2019	CCPPM	79.17	
049501	7/19/2019	CD&POW	574.88	Repairs & Maintenance - Dino Wellsite
049502	7/19/2019	CHI12	2.77	Account Closed - Customer Refund
049503	7/19/2019	CHIC12	6.31	Account Closed - Customer Refund
049504	7/19/2019	COVER A	859.00	Account Closed - Customer Refund
049505	7/19/2019	CR PLT	174.61	Account Closed - Customer Refund
049506	7/19/2019	CRCOC	6.17	Account Closed - Customer Refund
049507	7/19/2019	CRF APL	21.88	Account Closed - Customer Refund
049508	7/19/2019	CRF ESM	23.91	Account Closed - Customer Refund
049509	7/19/2019	CRF HAR	80.35	Account Closed - Customer Refund
049510	7/19/2019	CRF LYK	215.04	Account Closed - Customer Refund
049511	7/19/2019	CRF MJJ	1.33	Account Closed - Customer Refund
049512	7/19/2019	CRFAT	160.32	Account Closed - Customer Refund
049513	7/19/2019	CRFDVAB	0.74	Account Closed - Customer Refund
049514	7/19/2019	CRFFTC	53.59	Account Closed - Customer Refund
049515	7/19/2019	CSDS	131.83	
049516	7/19/2019	EG FORD	59.26	
049517	7/19/2019	FERGUS	63.34	
049518	7/19/2019	HANFORD	557.61	Materials & Supplies - Backyard Water Main Replacement
049519	7/19/2019	HANFORD	371.74	Materials & Supplies - Backyard Water Main Replacement
049520	7/19/2019	HERBURG	78.00	
049521	7/19/2019	NOR 15	11.09	
049522	7/19/2019	OREILLY	43.08	
049523	7/19/2019	PACE	27,431.60	(4) Invoices - Materials & Supplies - Backyard Water Mains
049524	7/19/2019	PURCH	520.99	Postage Machine - ADMIN
049525	7/19/2019	REGIONW	1,800.00	Appraisals for Parcels
049526	7/19/2019	REPUBLI	77.48	
049527	7/19/2019	ROOCO	319.66	
049528	7/19/2019	ROTH	982.96	Temporary Customer Service Help
049529	7/19/2019	RWA	26,384.00	RWA 2019-2020 Annual Dues
049530	7/19/2019	RWA	14,143.00	RWA Water Efficiency Category 1 Program 2019-2020
049531	7/19/2019	SAC 5	8.00	Lien Release
049532	7/19/2019	SAC 5	8.00	Lien Release
049533	7/19/2019	SAC 5	8.00	Lien Release
049534	7/19/2019	SAC 5	8.00	Lien Release
049535	7/19/2019	SAC TAX	99.09	
049536	7/19/2019	SAFETY	1,300.00	Training - Cal/OSHA
049537	7/19/2019	SIERRA	683.34	
049538	7/19/2019	T FRANK	228.99	
049539	7/19/2019	T NELSO	725.00	Conference & Travel Reimbursement
049540	7/19/2019	USABLU	466.77	Reimbursement for ACWA Fall Conference
049541	7/19/2019	ZOOM	275.03	
049542	7/24/2019	FLEET	307.80	

049543	7/24/2019	HERBURG	HERBURGER PUBLICATIONS, INC	410.00	Western Festival Advertisement
049544	7/24/2019	PRE ALL	PREFERRED ALLIANCE, INC	43.00	
049545	7/24/2019	RGS	REGIONAL GOVERNMENT SERVICES	707.50	Consultants - Employee Policy Manual
049546	7/24/2019	BAY ALA	BAY ALARM COMPANY	48.06	
049547	7/24/2019	CCPPM	CCPPM	94.29	
049548	7/24/2019	CINTAS	CINTAS	213.95	
049549	7/24/2019	CLARK C	CLARK-CADMAN, INC	325.00	Meters -Distribution
049550	7/24/2019	GOLDEN	GOLDEN STATE FLOW MEASUREMENT	29,415.75	
049551	7/24/2019	HANFORD	HANFORD SAND & GRAVEL, INC	564.55	Materials & Supplies - Backyard Water Main Replacement
049552	7/24/2019	HANFORD	HANFORD SAND & GRAVEL, INC	176.45	Materials & Supplies - Backyard Water Main Replacement
049553	7/24/2019	HANFORD	HANFORD SAND & GRAVEL, INC	2,838.56	Materials & Supplies - Backyard Water Main Replacement
049554	7/24/2019	HANFORD	HANFORD SAND & GRAVEL, INC	1,849.88	Materials & Supplies - Backyard Water Main Replacement
049555	7/24/2019	HANFORD	HANFORD SAND & GRAVEL, INC	676.31	Materials & Supplies - Backyard Water Main Replacement
049556	7/24/2019	HANFORD	HANFORD SAND & GRAVEL, INC	638.46	Materials & Supplies - Backyard Water Main Replacement
049557	7/24/2019	JAYS	JAY'S TRUCKING SERVICE	230.00	
049558	7/24/2019	NTS	NTS MIKEDON. LLC	250.00	
049559	7/24/2019	PATLEE	PATRICK LEE	53.36	Mileage Reimbursement
049560	7/24/2019	PEST	PEST CONTROL CENTER INC	80.00	
049561	7/24/2019	ROTH	ROTH STAFFING COMPANIES, L.P.	767.52	Temporary Customer Service Help
049562	7/24/2019	SAC 5	SACRAMENTO COUNTY	8.00	
049563	7/24/2019	SAC 5	SACRAMENTO COUNTY	8.00	
049564	7/24/2019	SAC 5	SACRAMENTO COUNTY	8.00	
049565	7/24/2019	SIERRA	SIERRA OFFICE SUPPLIES	424.26	
049566	7/24/2019	UNITED	UNITED SITE SERVICES	337.31	
049567	7/31/2019	BEN RES	BENEFIT RESOURCE, INC	500.00	(5) Invoices - Administrative Services - HR
049568	7/31/2019	BEN RES	BENEFIT RESOURCE, INC	100.00	Administrative Services - HR
049569	7/31/2019	COUNTY4	SACRAMENTO COUNTY UTILITIES	1,516.24	Discharge Fees
049570	7/31/2019	A. TEIC	A. TEICHERT & SON, INC	1,941.69	(3) Invoices - Materials & Supplies - Backyard Water Mains
049571	7/31/2019	AFLAC	AFLAC	1,761.88	
049572	7/31/2019	AMAZON	AMAZON CAPITAL SERVICES	73.09	
049573	7/31/2019	BAY ALA	BAY ALARM COMPANY	1,197.62	Security - Wellsite's, ADMIN and MOC
049574	7/31/2019	BG SOLU	SOLUTIONS BY BG INC.	9,291.25	Daily Tasks/Help Tickets
049575	7/31/2019	BSK4	BSK ASSOCIATES	610.00	Sampling - Treatment
049576	7/31/2019	CAL CUT	CALIFORNIA CUT & CORE, INC	2,985.00	Contracted Services - Flat Sawing - Mark Street
049577	7/31/2019	CRF AHO	ARTISAN HOMES OF CALIFORNIA	44.41	Account Closed - Customer Refund
049578	7/31/2019	CRF AHO	ARTISAN HOMES OF CALIFORNIA	9.64	Account Closed - Customer Refund
049579	7/31/2019	CRF AHO	ARTISAN HOMES OF CALIFORNIA	12.71	Account Closed - Customer Refund
049580	7/31/2019	CRFMARJ	MARIANO JAUCO	31.18	Account Closed - Customer Refund
049581	7/31/2019	DATAPRO	DATAPROSE LLC	550.00	Public Relations - Water Softeners Leaflet
049582	7/31/2019	EG FORD	ELK GROVE FORD	105.88	
049583	7/31/2019	FORD FA	FORD LINCOLN FAIRFIELD	84,197.23	2019 F650 Diesel Truck
049584	7/31/2019	FRONT C	FRONTIER COMMUNICATIONS	248.24	
049585	7/31/2019	HACH	HACH COMPANY	488.40	
049586	7/31/2019	HANFORD	HANFORD SAND & GRAVEL, INC	5,891.34	Materials & Supplies - Backyard Water Main Replacement
049587	7/31/2019	HOLT	HOLT OF CALIFORNIA	2,503.80	Repairs & Maintenance on Equipment - Backhoe
049588	7/31/2019	HPOF	HPOF TWO LP	274.45	Account Closed - Customer Refund
049589	7/31/2019	INLAND	INLAND BUSINESS SYSTEMS	56.25	
049590	7/31/2019	INT STA	INTERSTATE OIL COMPANY	1,952.44	Fuel

049591	7/31/2019	NTS	NTS MIKEDON, LLC	225.00	
049592	7/31/2019	NTU	NTU TECHNOLOGIES, INC	2,235.60	Materials & Supplies - Treatment
049593	7/31/2019	PACE	PACE SUPPLY CORP	2,099.50	Materials & Supplies - Distribution
049594	7/31/2019	PEST	PEST CONTROL CENTER INC	80.00	
049595	7/31/2019	RIVCITY	RIVER CITY WASTE RECYCLERS LLC	615.60	Dump Fees - Backyard Water Mains
049596	7/31/2019	RYAN	RYAN HERCO PRODUCTS CORP	995.32	Materials & Supplies - Treatment
049597	7/31/2019	SIERRA	SIERRA OFFICE SUPPLIES	129.38	
049598	7/31/2019	SOUTHWE	SOUTHWEST ANSWERING SERVICE,	496.87	
049599	7/31/2019	ULINE	ULINE	546.42	Materials & Supplies - Treatment
049600	7/31/2019	BEN RES	BENEFIT RESOURCE, INC	100.00	Administrative Services - HR
049601	7/31/2019	FERGUS	FERGUSON WATERWORKS #1423	32,531.46	Materials & Supplies for Emergency Container

Total: 1,020,079.04

**Elk Grove Water District
Active Account Information
7/31/2019**

	JULY	AUG	SEPT	OCT	NOV	DEC	JAN	FEB	MAR	APR	MAY	JUNE
Water Accounts:												
Metered												
Residential	11,857											
Commercial	363											
Irrigation	170											
Fire Service	181											
Total Accounts	12,571	-	-	-	-	-	-	-	-	-	-	-

**Elk Grove Water District
Active Account Information
FY 2018/2019**

	JULY	AUG	SEPT	OCT	NOV	DEC	JAN	FEB	MAR	APR	MAY	JUNE
Water Accounts:												
Metered												
Residential	11,799	11,819	11,800	11,810	11,800	11,808	11,803	11,800	11,824	11,844	11,830	11,842
Commercial	532	363	366	363	364	363	363	362	362	363	362	362
Irrigation		166	166	169	169	169	169	167	168	169	170	170
Fire Service	178	177	178	179	179	179	179	178	179	179	181	181
Total Accounts	12,509	12,525	12,510	12,521	12,512	12,519	12,514	12,507	12,533	12,555	12,543	12,555

Elk Grove Water District

Bond Covenant Status

For Fiscal Year 2019-20

As of 7/31/2019
Adjusted for Prepayments

Operating Revenues:

Charges for Services	\$	1,651,645
-----------------------------	----	-----------

Operating Expenses:

Salaries & Benefits (2)		184,146
Seminars, Conventions and Travel		1,475
Office & Operational		75,449
Purchased Water		295,472
Outside Services		41,002
Equipment Rent, Taxes, and Utilities		38,915
Total Operating Expenses		636,459

Net Operating Income

	\$	1,015,186
--	----	-----------

Annual Interest & Principal Payments

\$3,826,739	\$	318,895 (1)
-------------	----	-------------

Debt Service Coverage Ratio, YTD Only:

3.18

Required

1.15

Notes:

1. **Reflects budget divided by number of months year to date.**
However, first Principal/Interest Payments made in September.
Projected Annual Budget Coverage Ratio is **1.38**
2. Reflects only YTD due to CalPERS, not entire prepayment for year.

Elk Grove Water District
Year to Date Revenues and Expenses Compared to Budget
As of 7/31/2019

	General Ledger Reference	YTD Activity	Annual Budget	1/12=8.33% Variance	% Realized
Revenues	4100 - 4900	\$ 1,651,645	\$ 15,172,243	\$ (13,520,598)	10.89%
Salaries & Benefits	5100 - 5280	360,037	4,332,850	(3,972,813)	8.31%
less Capitalized Labor		(19,127)	(424,667)	405,540	4.50%
Less CalPERS Prepayment for Remainder of Year: (3)		(156,765)			
Adjusted Salaries and Benefits:		\$ 184,146	\$ 3,908,183	(3,724,037)	4.71%
Seminars, Conventions and Travel	5300 - 5350	1,475	51,124	(49,649)	2.89%
Office & Operational	5410 - 5494	75,449	1,208,164	(1,132,715)	6.24%
Purchased Water est. (4)	5495 - 5495	295,472	3,135,689	(2,840,217)	9.42%
Outside Services	5505 - 5580	41,002	1,160,573	(1,119,571)	3.53%
Equipment Rent, Taxes, Utilities	5620 - 5760	38,915	416,200	(377,285)	9.35%
Total Operational Expenses		\$ 636,459	\$ 9,879,933	\$ (9,243,474)	6.44%
Net Operating Income		\$ 1,015,186	\$ 5,292,310	\$ (4,277,124)	19.18%
Non-Operating Revenues					
Interest Received	9910 - 9910	10,655	100,000	(89,345)	10.65%
Unrealized Gains/Losses	9911 - 9911	(5,876)	-	(5,876)	100.00%
Other Income/Expense	9920 - 9973	2,608	-	2,608	100.00%
Total Non-Operating Revenues		\$ 7,387	\$ 100,000	\$ (92,613)	7.39%
Non-Operating Expenses					
Election Costs	9950 - 9950	-	-	-	0.00%
All other Non-Operating Expenses					
Capital Expenses (2):					
Capital Improvements	1705 - 1760	85,342	1,358,000	(1,272,658)	6.28%
Capital Replacements	1705 - 1760	67,157	380,000	(312,843)	17.67%
Unforeseen Capital Projects	1705 - 1760	-	100,000	(100,000)	0.00%
Capital Expenses:		\$ 152,499	\$ 1,838,000	\$ (1,685,501)	8.30%
Bond Interest Accrued (1)	7300 - 7300	138,478	1,661,739	(1,523,261)	8.33%
Total Non Operating Expenses		\$ 290,977	\$ 3,499,739	\$ (3,208,762)	8.31%
Revenues in Excess of All Expenditures, including Capital		\$ 731,596	\$ 1,892,571	\$ (1,160,975)	38.66%
Bond Retirement (1):		\$ 180,417	\$ 2,165,000	\$ (1,984,583)	8.33%
Net Position after Capital and Debt Retirement Expenditures		\$ 551,179	\$ (272,429)	\$ 823,608	

Notes:

- Bond retirement payments are made two times a year in September and March
- YTD Activity includes \$19,127 in capitalized labor charged to capital projects
- The District prepays CalPERS for the employers' share of retirement costs for the entire year
By doing this, the District saves approximately 3.56% in its total CalPERS payments for the year
The adjusted salaries and benefits above shows what salaries and benefits would be if only the amount due to CalPERS YTD was paid YTD, with no prepayment
- There is a lag in water billings from the Sacramento County Water Agency. Included above is an estimate of costs to date based on water used

**Florin Resource Conservation District
CASH - Detail Schedule of Investments
7/31/2019**

<u>G/L Account Fund</u> <u>HELD BY BOND TRUSTEE:</u>	<u>Account number / name</u>	<u>Investment Name</u>	<u>Investment Type</u>	<u>Restrictions</u>	<u>Market Value</u>				
1110-000-20 Water	BNY 892744 FRCD 2014A DEBT SERVICE	Dreyfus Inst Treasury	MM Mutual Fund	Restricted	0.00				
1112-000-20 Water	BNY 743850 FRCD 2016A DEBT SERVICE	Dreyfus Inst Treasury	MM Mutual Fund	Restricted	0.00				
				Subtotal	-				
					\$ 300.00				
1001-000-20 Water	Cash on Hand			Unrestricted					
HELD BY F&M BANK:									
1011-000-10 FRCD	F&M 08-032009-01 CHECKING ACCOUNT			Unrestricted	109.26				
1011-000-20 Water	F&M 08-032017-01 OPERATING ACCOUNT			Unrestricted	773,120.22				
1084-000-20 Water	F&M 08-03201702-31 MONEY MARKET		1.41%	Unrestricted	3,766,232.69				
1031-000-20 Water	F&M 08-032912-01 CREDIT CARD ACCOUNT			Unrestricted	328,140.97				
1061-000-20 Water	F&M 08-032890-01 PAYROLL ACCOUNT			Unrestricted	86,972.44				
1071-000-20 Water	F&M 08-032920-01 DRAFTS ACCOUNT			Unrestricted	110,116.62				
				Subtotal	\$ 5,064,692.20				
INVESTMENTS									
1080-000-20 Water	Office of the Treasurer - Sacramento California	LAIF	Investment Pool	Unrestricted	\$ 3,560,794.63				
1081-000-20 Water	CALTrust Medium Term		Investment	Unrestricted	\$ 1,327,427.02				
1082-000-20 Water									
	<u>PURCHASE DATE</u>	<u>CUSIP</u>	<u>ISSUED BY</u>	<u>CALL DATE</u>	<u>MATURITY DATE</u>	<u>% of Portfolio</u>	<u>Current Yield</u>	<u>COST BASIS</u>	<u>MARKET VALUE</u>
	9/30/2016	N/A	Union Bank of California	N/A	N/A	1.61%	0.35%	\$ 105,623.34	\$ 105,623.34
	6/30/2016	3136G3SR7	Federal National Mortgage Association (FNMA)	12/30/16 - qtrly	12/30/2019	15.160%	1.380%	\$ 1,000,000.00	\$ 996,900.00
	9/30/2016	3136G4DB6	Federal National Mortgage Association (FNMA)	3/30/17 - qtrly	3/30/2020	15.120%	1.260%	\$ 1,000,000.00	\$ 994,570.00
	6/9/2016	3133EGCP8	Federal Farm Credit Banks (FFCB)	9/1/16 - cont.	12/1/2020	15.090%	1.640%	\$ 1,000,000.00	\$ 992,840.00
	6/16/2016	3136G3PY5	Federal National Mortgage Association (FNMA)	12/16/16 - qtrly	12/16/2020	15.110%	1.560%	\$ 1,000,000.00	\$ 994,120.00
	11/1/2017	3133EHM34	Federal Farm Credit Bank Bonds (FFCB)	11/01/22 - cont.	11/1/2022	15.21%	2.230%	\$ 999,500.00	\$ 1,000,010.00
	9/30/2016	3136G4CY7	Federal National Mortgage Association (FNMA)	3/30/17 - qtrly	9/30/2021	7.53%	1.510%	\$ 500,000.00	\$ 495,605.00
	11/2/2016	3130A9RZ6	Federal Home Loan Bank (FHLB)	4/28/17 - qtrly	10/28/2021	15.17%	1.500%	\$ 1,000,000.00	\$ 998,050.00
								\$ 6,605,123.34	\$ 6,577,718.34
				Total				\$ 16,530,932.19	
				Total Restricted				\$ -	
				Total Unrestricted				\$ 16,530,932.19	

YTM = Yield to Maturity
qtrly = quarterly
cont. = continuous

Consultant Expenses
7/31/2019

Fiscal Retainer Contracts

Consultant	Description	Total Contract	Current Month	Paid to date	2019-2020 FY Budget	Percent of year (8.33%)
JRG Attorneys, LLP	Task orders	TBD	\$ 4,027	\$ 4,027		
Murphy Austin Adams Schoenfeld LLP	Task orders	TBD				
Liebert Cassidy Whitmore	Task orders	TBD	\$ 962	\$ 962		
Total			\$ 4,989	\$ 4,989	\$ 175,000	2.85%
Solutions by BG, Inc.	Task orders	725,050	\$ 17,898	\$ 17,898	\$ 253,500	7.06%

Major Contracts

Consultant	Description	Total Contract	Current Month	Paid to date	2018-2019 FY Budget	Percent of Contract
------------	-------------	----------------	---------------	--------------	---------------------	---------------------

Note: There was a \$5,000 change order to Dreyfuss and Blackford Architecture. The original contract was for an amount not to exceed \$9,900. Total contract is now \$14,900. The change order was required so that contractor can continue to provide additional preliminary design and planning services.

**Elk Grove Water District
Major Capital Improvement Project
Budget vs Actuals
7/31/2019**

Capital Project	Total Project Budget	Total Project Exp to Date	Percent Spent	Capitalized Labor	Fund Type	Project Type	2019-20 Budget	July Project Exp	Total YTD (1)	YTD % Spent
Backyard Water Mains/Service Replacement	\$ 1,684,000	\$ 530,584	31.51%	\$ 18,302	R&R	Supply/Distribution	\$ 1,240,000	\$ 67,157	\$ 67,157	5.42%
Well Rehabilitation Program	98,000	-	0.00%	-	R&R	Supply/Distribution	98,000	-	-	0.00%
Service Line Replacements	750,000	701,948	93.59%	825	CIP	Supply/Distribution	-	1,145	1,145	100.00% (2)
Well 3 Pump Replacement	180,000	30,235	16.80%	-	CIP	Treatment	-	-	-	100.00% (2)
Well 3 Pump Replacement	125,000	-	0.00%	-	CIP	Treatment	125,000	-	-	0.00%
Well 4D Radio Antenna	30,000	-	0.00%	-	CIP	Treatment	30,000	-	-	0.00%
RRWTP Variable Frequency Drives	75,000	-	0.00%	-	CIP	Treatment	75,000	-	-	0.00%
Truck Replacements	120,000	-	0.00%	-	CIP	Building and Site	120,000	84,197	84,197	70.16%
HVWTP Roof Replacement	20,000	-	0.00%	-	CIP	Building and Site	20,000	-	-	0.00%
I.T. Servers	30,000	-	0.00%	-	CIP	Building and Site	30,000	-	-	0.00%
Unforeseen Capital Projects	100,000	-	0.00%	-	-	-	100,000	-	-	0.00%
Sub-Total	\$ 3,212,000	\$ 1,262,767	39.31%	\$ 19,127			\$ 1,838,000	\$ 152,499	\$ 152,499	8.30%

(1) Includes \$19,127 in capitalized labor through 07/31/19

(2) Capital projects budgeted for in prior years, however, work carried over and completed in current year.

August 21, 2019

TO: Chairperson and Directors of the Florin Resource Conservation District
FROM: Stefani Phillips, Board Secretary
SUBJECT: **COMMITTEE MEETINGS**

RECOMMENDATION

This item is presented for information only. No action by the Florin Resource Conservation District Board of Directors is proposed at this time.

SUMMARY

The Florin Resource Conservation District (FRCD) Board of Directors (Board) has requested a monthly summary of committee meetings. No committee meetings were held in the month of July.

DISCUSSION

Background

At the Regular Board Meeting held on May 27, 2015, the Board determined committee meeting minutes be brought to the FRCD Regular Board Meeting and placed under agenda item Committee Meetings. The agenda item Committee Meetings, was placed after agenda item Consent Calendar for approval. This item may be moved within the agenda, if necessary, by direction from the Chairperson. The committee meeting minutes shall be accepted by the Board.

Present Situation

No committee meetings were held in the month of July.

ENVIRONMENTAL CONSIDERATIONS

There are no direct environmental considerations associated with this report.

August 21, 2019

COMMITTEE MEETINGS

Page 2

STRATEGIC PLAN CONFORMITY

This item is in keeping with the District's Business Practice goals of the 2012-2017 Strategic Plan.

FINANCIAL SUMMARY

There is no financial impact associated with this item at this time.

Respectfully Submitted,



STEFANI PHILLIPS,
BOARD SECRETARY

August 21, 2019

TO: Chairperson and Directors of the Florin Resource Conservation District

FROM: Mark J. Madison, General Manager

SUBJECT: **ELK GROVE WATER DISTRICT OPERATIONS REPORT – JULY 2019**

RECOMMENDATION

This item is presented for information only. No action by the Florin Resource Conservation District Board of Directors is proposed at this time.

SUMMARY

The Elk Grove Water District (EGWD) Operations Report is a standing item on the Regular Board Meeting agenda.

All regulatory requirements were met for the month of July. Other notable events are described below.

DISCUSSION

Background

Every month, staff presents an update of the activities related to the operations of the EGWD. Included for the Board of Director's review is the EGWD's July 2019 Operations Report.

Present Situation

The EGWD July 2019 Operations Report highlights are as follows:

- **Operations Activities Summary** – Five hundred seventy-eight (578) door hangers were placed for past due balances which resulted in 58 shutoffs. We received five (5) water pressure complaints and one (1) water quality complaint. Upon further inspection, none of the complaints were validated.
- **Production** – The Combined Total Service Area 1 production graph on page 14 shows that production during the month of July decreased 3.18 percent compared to July 2018, and is 20.62 percent less than what was produced in 2013. Year 2013 is the baseline year the State Water Quality Control Board adopted for water usage. The Total Demand/Production for both service areas on page 15 shows

ELK GROVE WATER DISTRICT OPERATIONS REPORT – JULY 2019

Page 2

that customer use during the month of July, compared to July 2013, was down by 18.37 percent.

- **Static and Pumping Level Graphs** – The third quarter soundings are shown and indicate that the static water levels in deeper zones have risen gradually compared to the third quarter of 2017. The shallow zones have also shown improvement.
- **Treatment (Compliance Reporting)** – All samples taken during the month are in compliance with all regulatory permit requirements. No exceedances of any maximum contaminant levels were found and all water supplied to EGWD's customers met or exceeded safe drinking water standards.
- **Corrective Maintenance Program** – The tables included in this section of the report also include certain activities completed to date. Below is a list of out-of-ordinary maintenance work completed in July:
 - Staff replaced a failed exhaust fan motor at the Railroad Water Treatment Plant.
 - Staff conducted a pump test at Well #3 Mar-Val to determine the effectiveness of the newly installed sand separator.
 - Staff initiated repairs to a failed booster VFD air conditioning unit at the Railroad Water Treatment Plant.
- **Backflow Prevention Program 2019** – EGWD issued 153 testing notices for the month. Pursuant to the notices, 99 devices passed. Eleven (11) devices failed the initial test. Nine (9) of those devices passed after repairs were made and two (2) are in need of replacement. Forty-three (43) secondary testing notices were issued whereby 22 devices were tested and passed. Including previous months, 22 devices remain untested and are classified as delinquent. One (1) remains untested from June, and 21 remain untested from July.
- **Safety Meetings/Training** – Three (3) safety training sessions were conducted for the month which is compliant with OSHA standards.
- **Service and Main Leaks Map** – There were three (3) service line leaks and one (1) main line leak during July.
- **System Pressures** – Pressures in Service Area 1 generally remained stable during the month of July. Pressures in Service Area 2, which are controlled by Sacramento County Water Agency, went down slightly from the previous month.

August 21, 2019

ELK GROVE WATER DISTRICT OPERATIONS REPORT – JULY 2019

Page 3

ENVIRONMENTAL CONSIDERATIONS

There are no direct environmental considerations associated with this report.

STRATEGIC PLAN CONFORMITY

The EGWD's Strategic Plan addresses responsible business practices and the importance of providing the community with safe drinking water. The EGWD Operations Report is a key document for managing EGWD's distribution and treatment system. The EGWD Operations Report assists EGWD toward its responsibility of delivering safe drinking water.

FINANCIAL SUMMARY

There is no financial impact associated with this report.

Respectfully submitted,



MARK J. MADISON
GENERAL MANAGER

MJM/ah

Attachment

EGWD

OPERATIONS REPORT

July 2019



Elk
Grove
Water
District



Elk Grove Water District
Operations Report
Table of Contents

1. Operations Activities Summary.....	3
a. Door Hangers and Shut Off Tags	4
2. Production	
a. Active Well Sites & Intertie Connections Map.....	5
b. Monthly Production Graphs	
i. Well 1D School Street.....	6
ii. Well 4D Webb Street	7
iii. Well 11D Dino	8
iv. Well 14D Railroad	9
v. Well 3 Mar-Val	10
vi. Well 8 Williamson	11
vii. Well 9 Polhemus	12
viii. Well 13 Hampton	13
c. Combined Total Production.....	14
d. Total Demand/Production	15
e. EGWD Water Usage	16
f. EGWD Combined R-GPCD.....	17
g. RWA 2019 Monthly Water Production by Source	18
3. Static and Pumping Level Graphs	
a. Well 1D School Street	19
b. Well 4D Webb Street	20
c. Well 11D Dino	21
d. Well 14D Railroad	22
e. Well 3 Mar-Val	23
f. Well 8 Williamson	24
g. Well 9 Polhemus	25
h. Well 13 Hampton	26
4. Regulatory Compliance	
a. Monthly Water Sample Report	27-32
b. Monthly Compliance Report	33-34
c. Monthly Summary of Distribution System Coliform Monitoring	35-36
d. Monthly Summary of the Hampton Groundwater Treatment Plant	37-38
e. Monthly Summary Of Distribution Summary Fluoridation Monitoring.....	39-40
5. Preventative Maintenance Program	
a. Ground Water Wells.....	41
b. Railroad Water Treatment and Storage Facility	42
c. Hampton Village Water Treatment Plant	43
d. Standby Generators	44
6. Backflow Prevention Program 2017.....	45
7. Safety Meetings/Training	46
8. Service and Main Leaks Map.....	47
9. Sample Station Areas Map	48
10. Sample Station Area(s) Pressure Monitoring	49-58

Operations Activities Summary

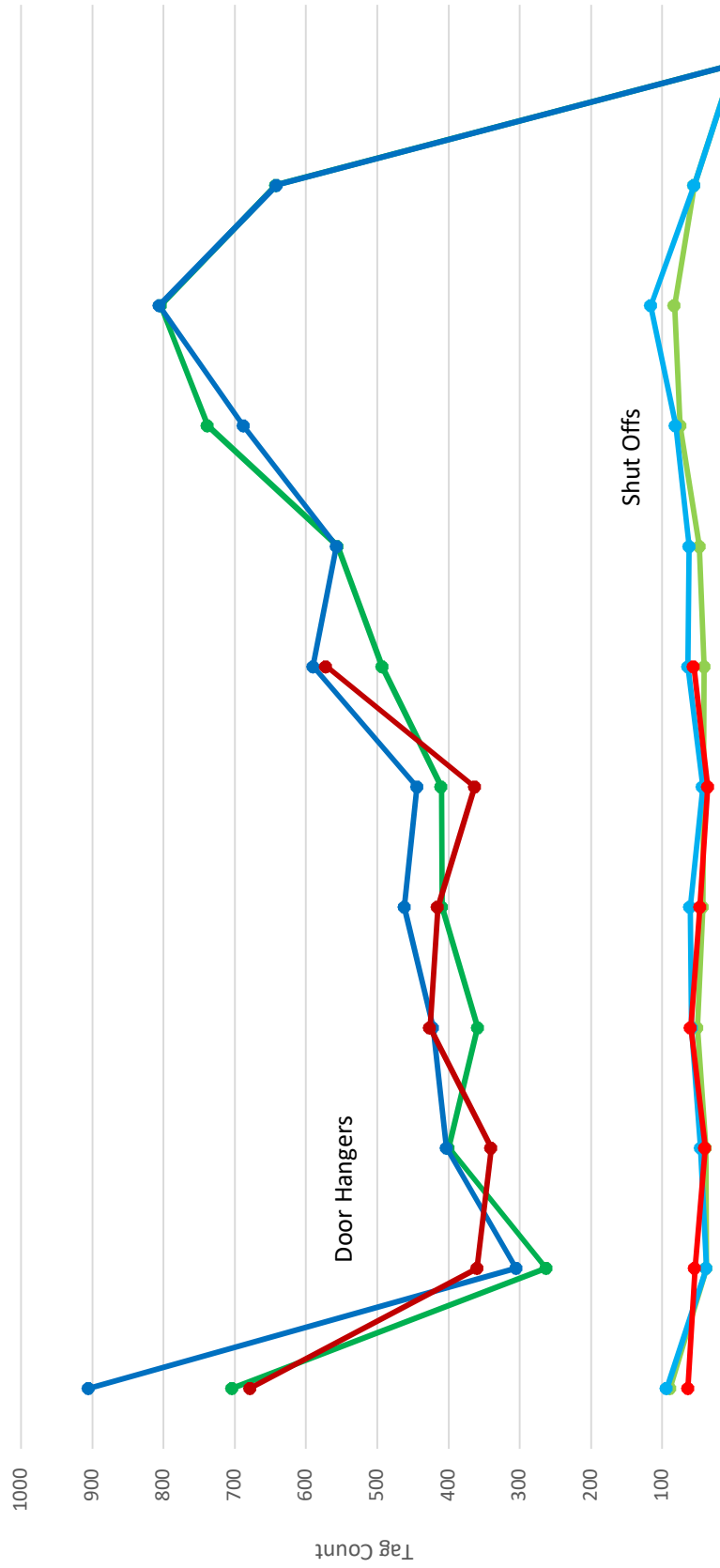
<u>Service Requests:</u>	July-19		YTD (Since Jan. 1, 2019)	
<u>Department</u>	<u>Service Request</u>	<u>Hours</u>	<u>Service Request</u>	<u>Hours</u>
Distribution				
Door Tags	578	32.75	3,192	201.75
Shut offs	58	14.25	372	99.30
Turn ons	63	16.25	411	203.35
Investigations	60	76	290	261.20
USA Locates	186	46.50	1,348	336.50
Customer Complaints				
-Pressure	5	2.25	15	7
-Water Quality	1	0.25	8	3.75
-Other	0	0	0	0

<u>Work Orders:</u>	July-19		YTD (Since Jan. 1, 2019)	
<u>Department</u>	<u>Work Orders</u>	<u>Hours</u>	<u>Work Orders</u>	<u>Hours</u>
Treatment:				
Preventative Maint.	22	45	163	484
Corrective Maint.	15	89.50	59	415.50
Water Samples	19	51	115	299
Distribution:				
Meters Installed	0	0	28	13
Meter Change Out	28	22	151	99
Preventative Maint.				
-Hydrant Maintenance (135)	139	32	932	209
-Valve Exercising (120)	120	22	964	159.50
-Other	0	0	0	0
Corrective Maint.				
-Leaks	4	52.25	16	211.50
-Other	58	27.50	138	121
Valve Locates	0	0	0	0
Utility:				
Corrective Maint.	0	0	0	0

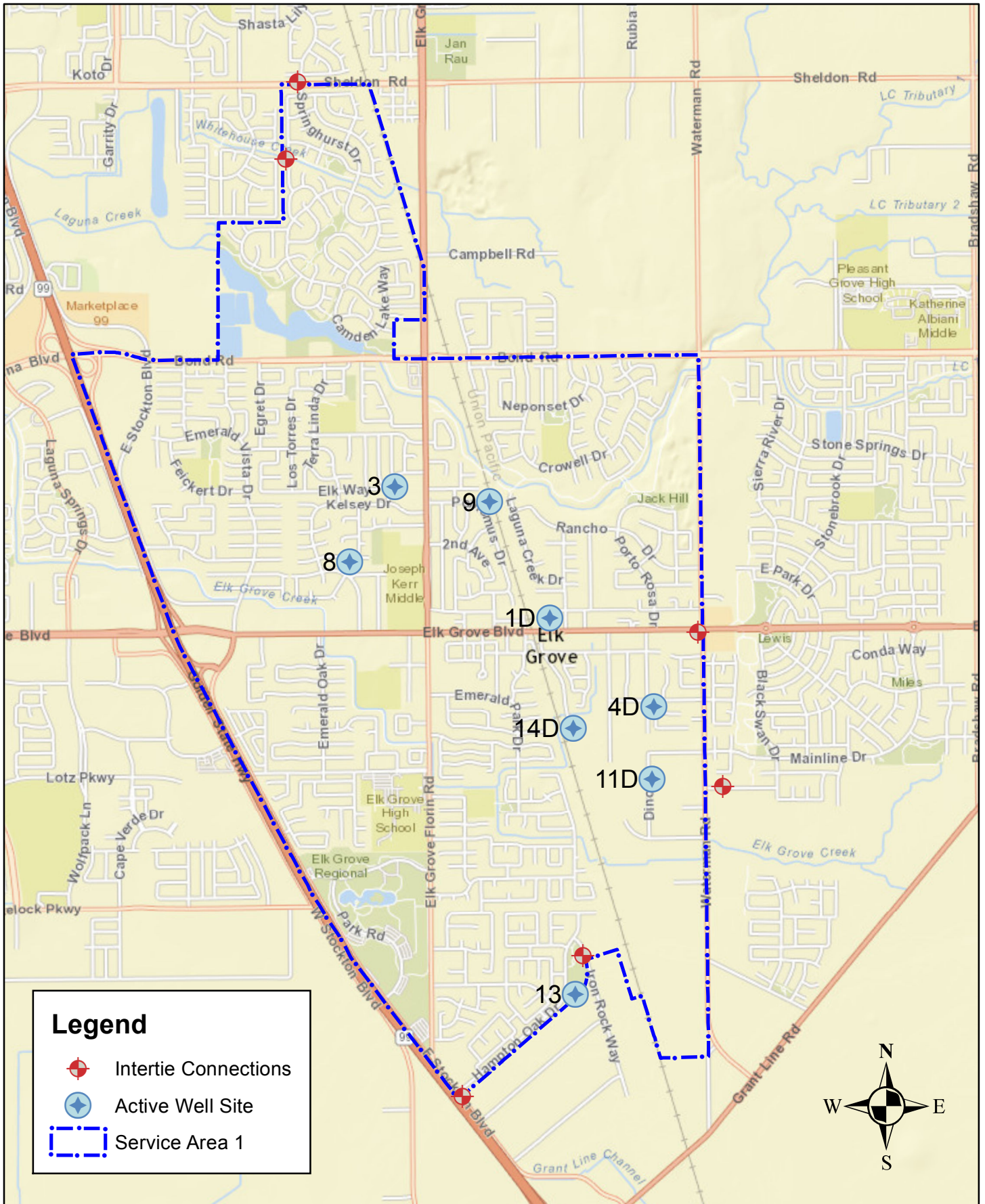


Elk Grove Water District

Door Hangers and Shut Off Tags



	Jan	Feb	Mar	Apr	May	Jun	Jul	Aug	Sep	Oct	Nov	Dec
2017 Door Hangers	704	263	400	359	409	410	493	556	738	804	642	0
2017 Shut Offs	89	38	39	51	43	42	41	48	75	83	55	0
2018 Door Hangers	905	305	403	422	462	444	590	557	688	806	641	0
2018 Shut Offs	94	38	46	59	61	43	64	62	81	116	55	0
2019 Door Hangers	678	360	340	426	415	363	572					
2019 Shut Offs	64	54	40	60	47	36	56					

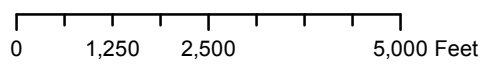


Legend

- ◆ Intertie Connections
- ◆ Active Well Site
- Service Area 1



Active Well Sites & Intertie Connections



Elk Grove Water District



Elk Grove Water District

Monthly Production

Well 1D School -- July 2019

Selected Month Production
13,042,687 Gallons

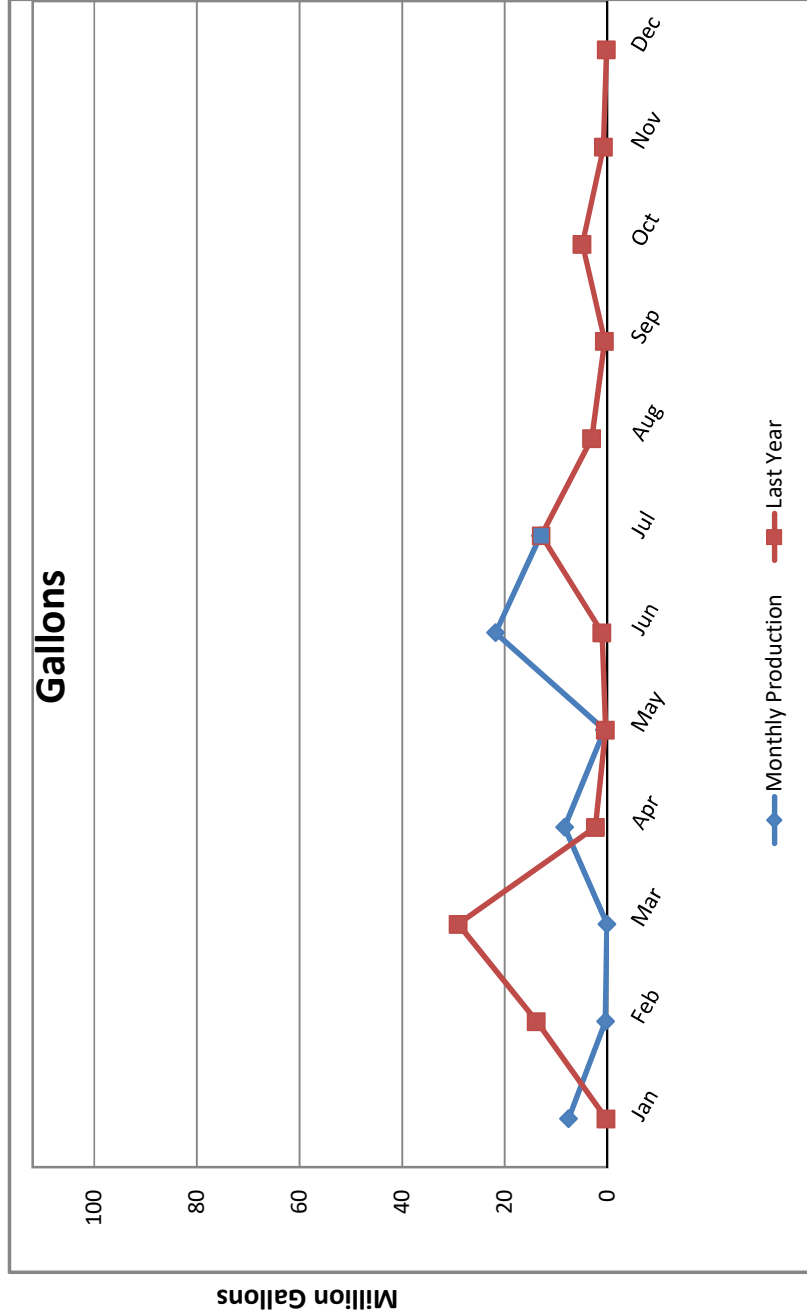
Average GPM:
1,692

Motor:
Volts: 470
Volts (Rated): 460
RPM: 1786
RPM (Rated): 2115
Amps A: 178
Amps A (Rated): 222
Amps B: 178
Amps B (Rated): 222
Amps C: 173
Amps C (Rated): 222

Motor Temp: 121.3 F
Hour Meter: 128.40
KW Hour Total: 16,240

Chlorine:
Dosing: 1.46 mg/L
Demand: 0.55 mg/L
Residual: 0.91 mg/L

Vibration Reading:
Base Line: 0.05 in/sec
Current: 0.07 in/sec





Elk Grove Water District

Monthly Production

Well 4D Webb -- July 2019

Selected Month Production
40,142,385 Gallons

Average GPM:
1,706

Motor:

Volts: 474
Volts (Rated): 460
RPM: 1604
RPM (Rated): 1775
Amps A: 198
Amps A (Rated): 225
Amps B: 197
Amps B (Rated): 225
Amps C: 197
Amps C (Rated): 225

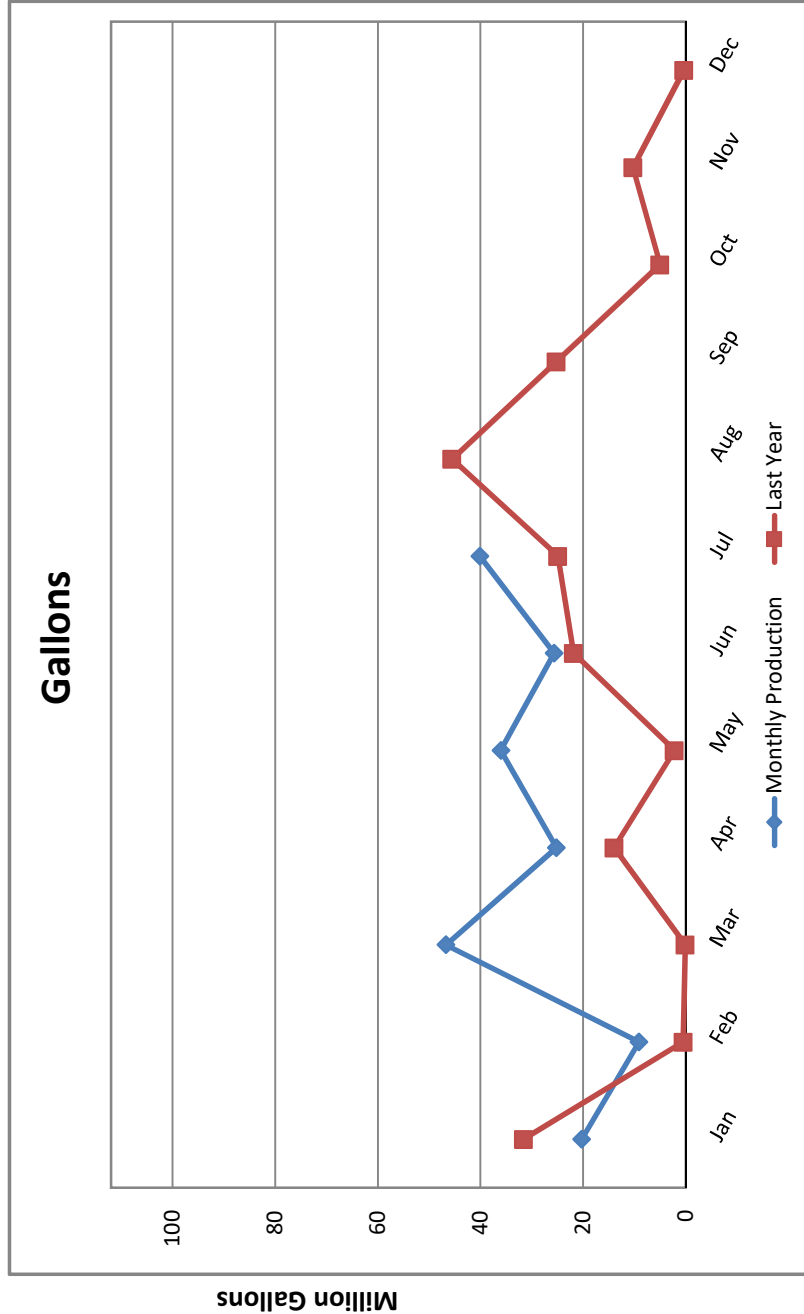
Motor Temp: 142.1 F
Hour Meter: 392.10
KW Hour Total: 55,680

Chlorine:

Dosing: 1.42 mg/L
Demand: 0.34 mg/L
Residual: 1.08 mg/L

Vibration Reading:

Base Line: 0.05 in/sec
Current: 0.02 in/sec





Elk Grove Water District

Monthly Production

Well 11D Dino -- July 2019

Selected Month Production
17,621,428 Gallons

Average GPM:
1,693

Motor:

Volts: 473
 Volts (Rated): 460
 RPM: --
 RPM (Rated): 1775
 Amps A: 202
 Amps A (Rated): 225
 Amps B: 202
 Amps B (Rated): 225
 Amps C: 205
 Amps C (Rated): 225

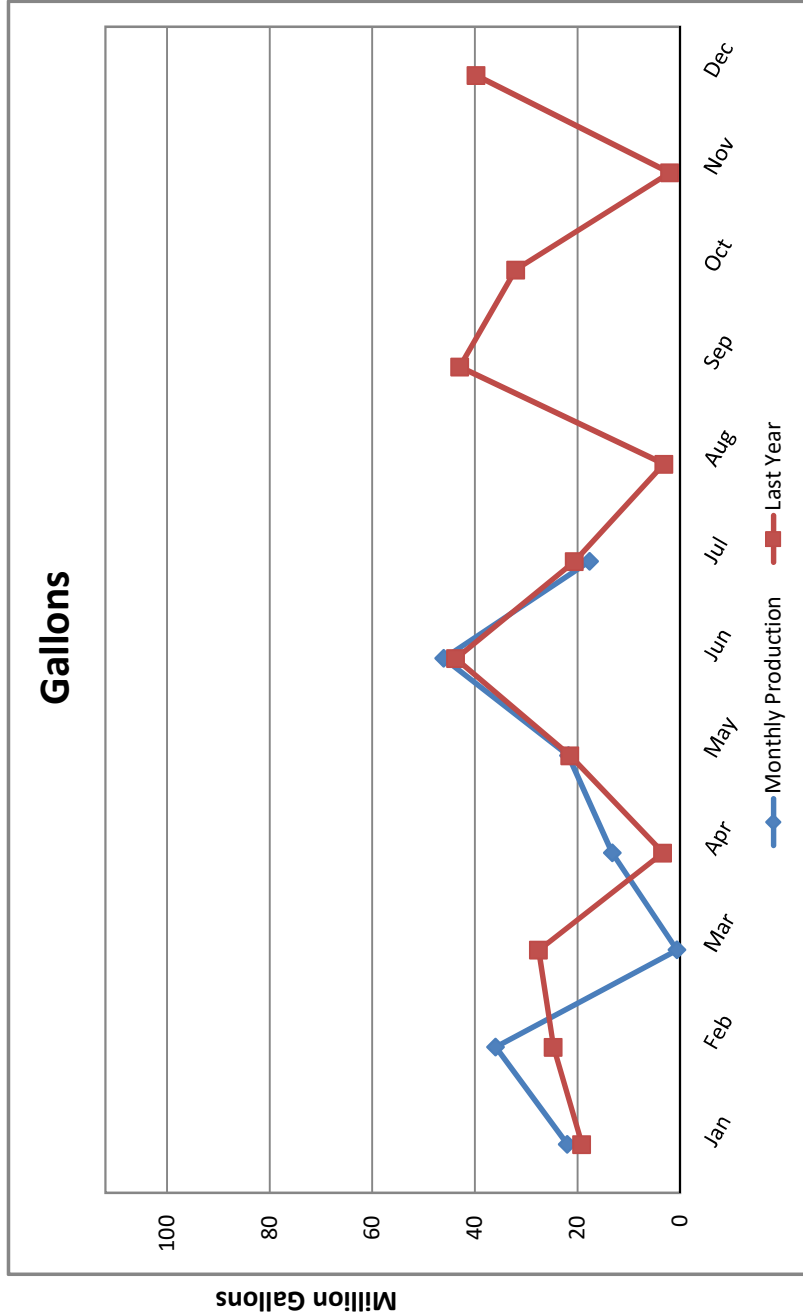
Motor Temp: 118.8 F
 Hour Meter: 173.40
 KW Hour Total: 27,360

Chlorine:

Dosing: 1.44 mg/L
 Demand: 0.36 mg/L
 Residual: 1.08 mg/L

Vibration Reading:

Base Line: 0.05 in/sec
 Current: 0.02 in/sec





Elk Grove Water District

Monthly Production

Well 14D Railroad -- July 2019

Selected Month Production
48,330,491 Gallons

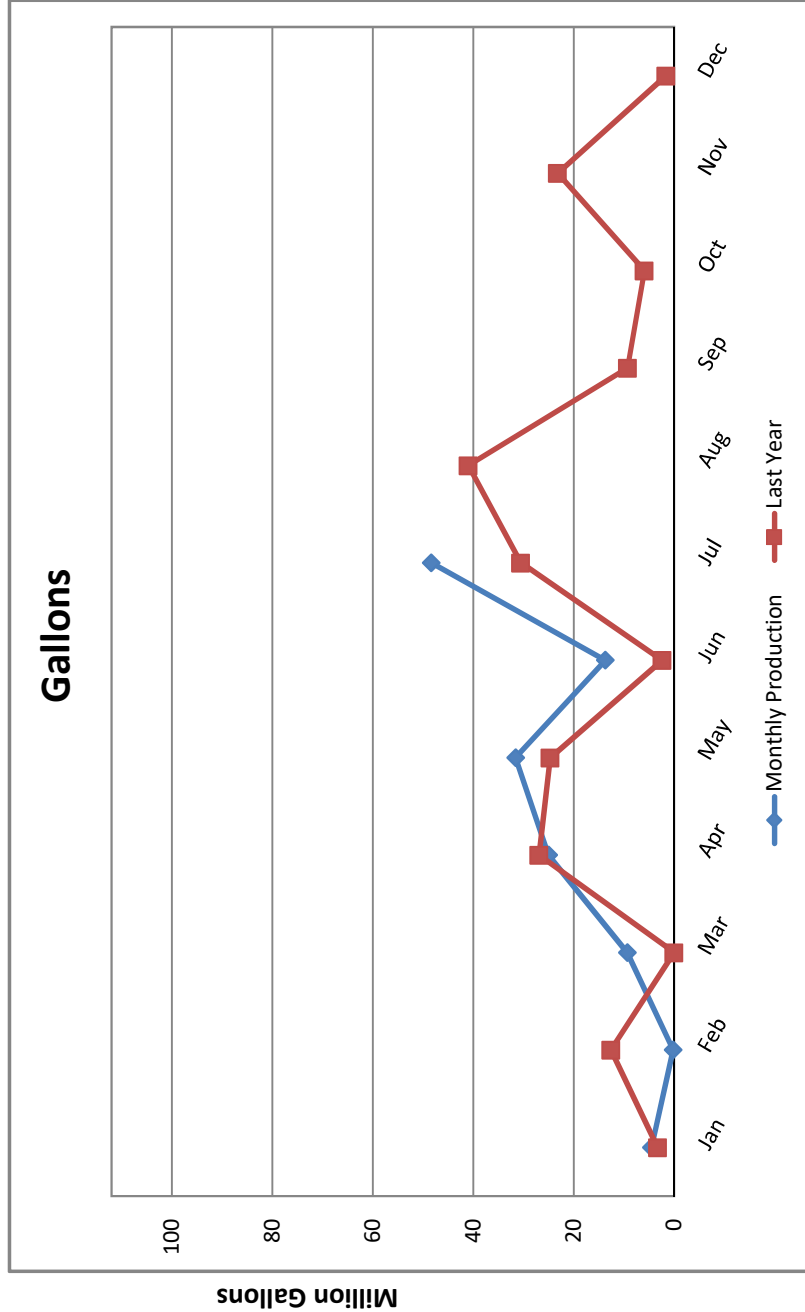
Average GPM:
1,522

Motor:
Volts: 474
Volts (Rated): 460
RPM: --
RPM (Rated): 1785
Amps A: 161
Amps A (Rated): 171
Amps B: 164
Amps B (Rated): 171
Amps C: 160
Amps C (Rated): 171

Motor Temp.: 148.0 F
Hour Meter: 528.90
KW Hour Total: 154,240
(KWH total is for the entire facility)

Chlorine:
Dosing: 1.63 mg/L
Demand: 0.55 mg/L
Residual: 1.08 mg/L

Vibration Reading:
Base Line: 0.02 in/sec
Current: 0.02 in/sec





Elk Grove Water District

Monthly Production

Well 3 Mar-Jul -- July 2019
(Well offline)

Selected Month Production
0 Gallons

Average GPM: 0

Motor:

Volts: --
Volts (Rated): 460
RPM: --
RPM (Rated): 1983
Amps A: --
Amps A (Rated): 88
Amps B: --
Amps B (Rated): 88
Amps C: --
Amps C (Rated): 88

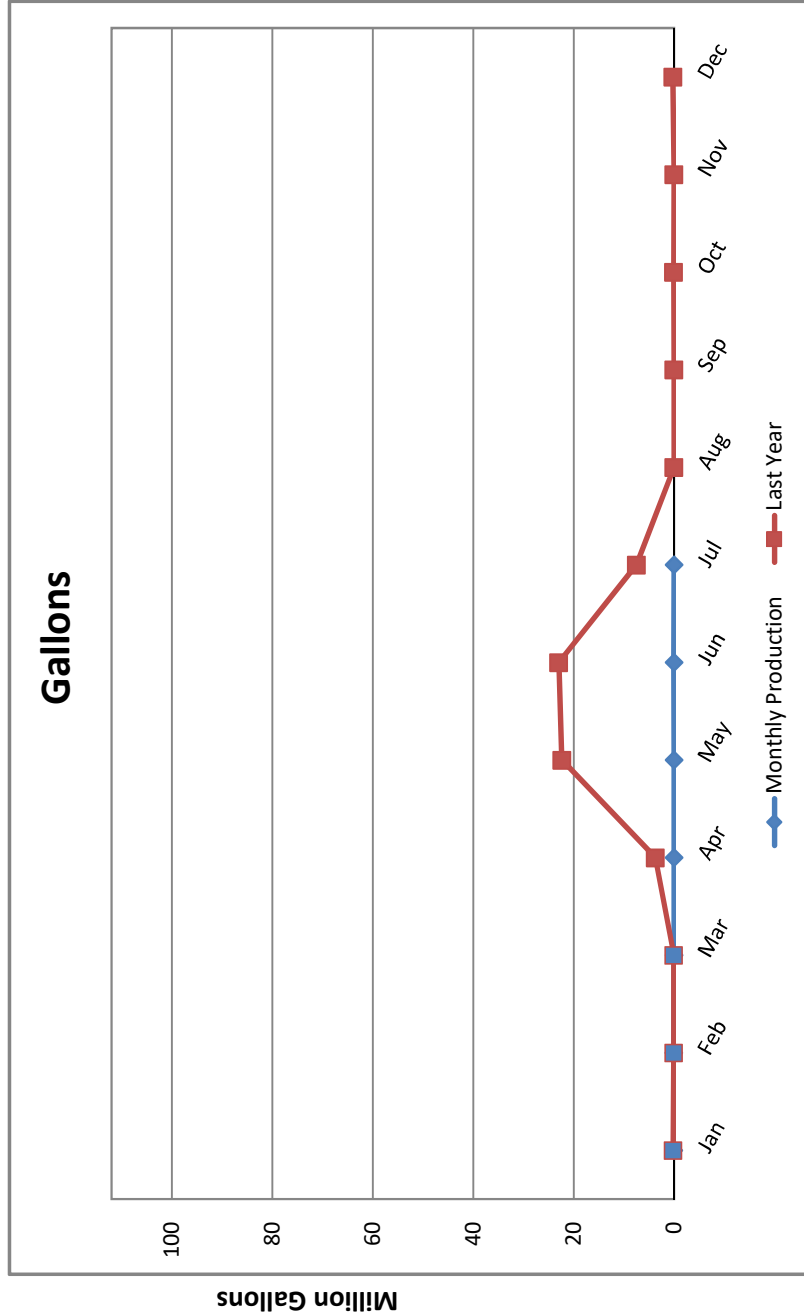
Motor Temp.: -- F
Hour Meter: 0.00
KW Hour Total: 0

Chlorine:

Dosing: -- mg/L
Demand: -- mg/L
Residual: -- mg/L

Vibration Reading:

Base Line: 0.02 in/sec
Current: -- in/sec





Elk Grove Water District

Monthly Production

Well 8 Williamson -- July 2019
(Submersible)

Selected Month Production
8,578,565 Gallons

Average GPM: 549

Motor:

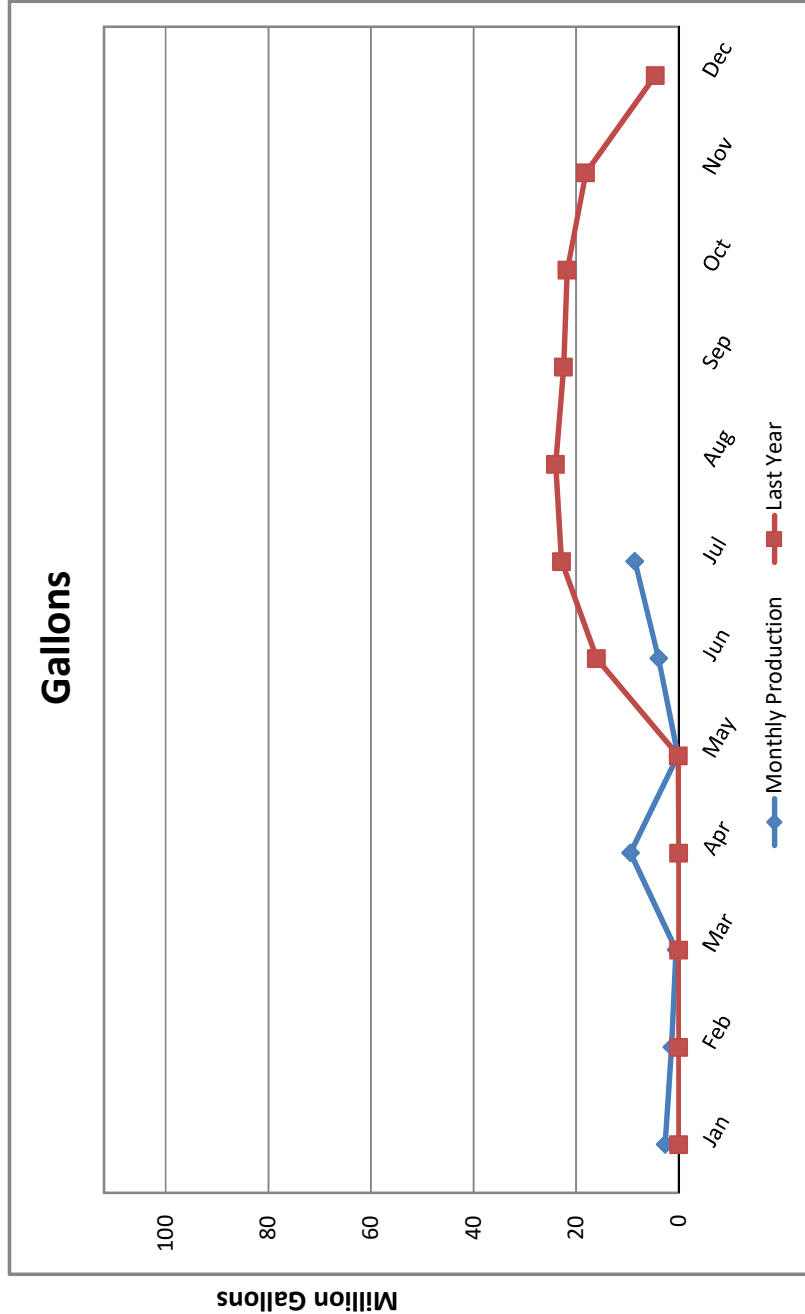
Volts: 461
Volts (Rated): 460

Amps A: 60
Amps A (Rated): 65
Amps B: 59
Amps B (Rated): 65
Amps C: 60
Amps C (Rated): 65

Hour Meter: 260.30
KW Hour Total: 10,467

Chlorine:

Dosing: 1.42 mg/L
Demand: 0.33 mg/L
Residual: 1.09 mg/L





Elk Grove Water District

Monthly Production

Well 9 Polhemus -- July 2019
(Submersible)

Selected Month Production
6,408,000 Gallons

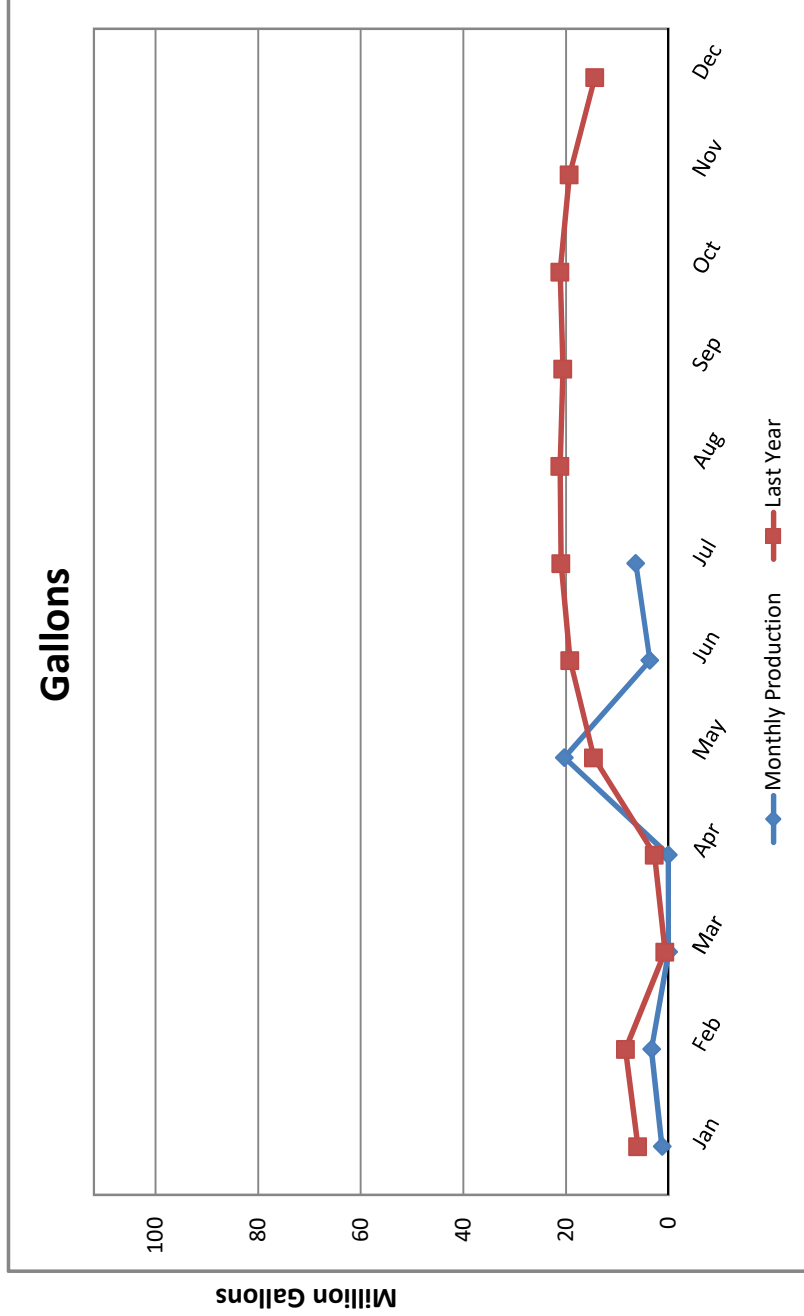
Average GPM: 490

Motor:
Volts: 478
Volts (Rated): 460

Amps A: 57
Amps A (Rated): 65
Amps B: 59
Amps B (Rated): 65
Amps C: 63
Amps C (Rated): 65

Hour Meter: 217.90
KW Hour Total: 8,860

Chlorine:
Dosing: 1.27 mg/L
Demand: 0.33 mg/L
Residual: 0.94 mg/L





Elk Grove Water District

Monthly Production

Well 13 Hampton -- July 2019

Selected Month Production
41,569,267 Gallons

Average GPM: 974

Motor:

Volts: 479
 Volts (Rated): 460
 RPM: 1788
 RPM (Rated): 1785
 Amps A: 103
 Amps A (Rated): 141
 Amps B: 104
 Amps B (Rated): 141
 Amps C: 105
 Amps C (Rated): 141

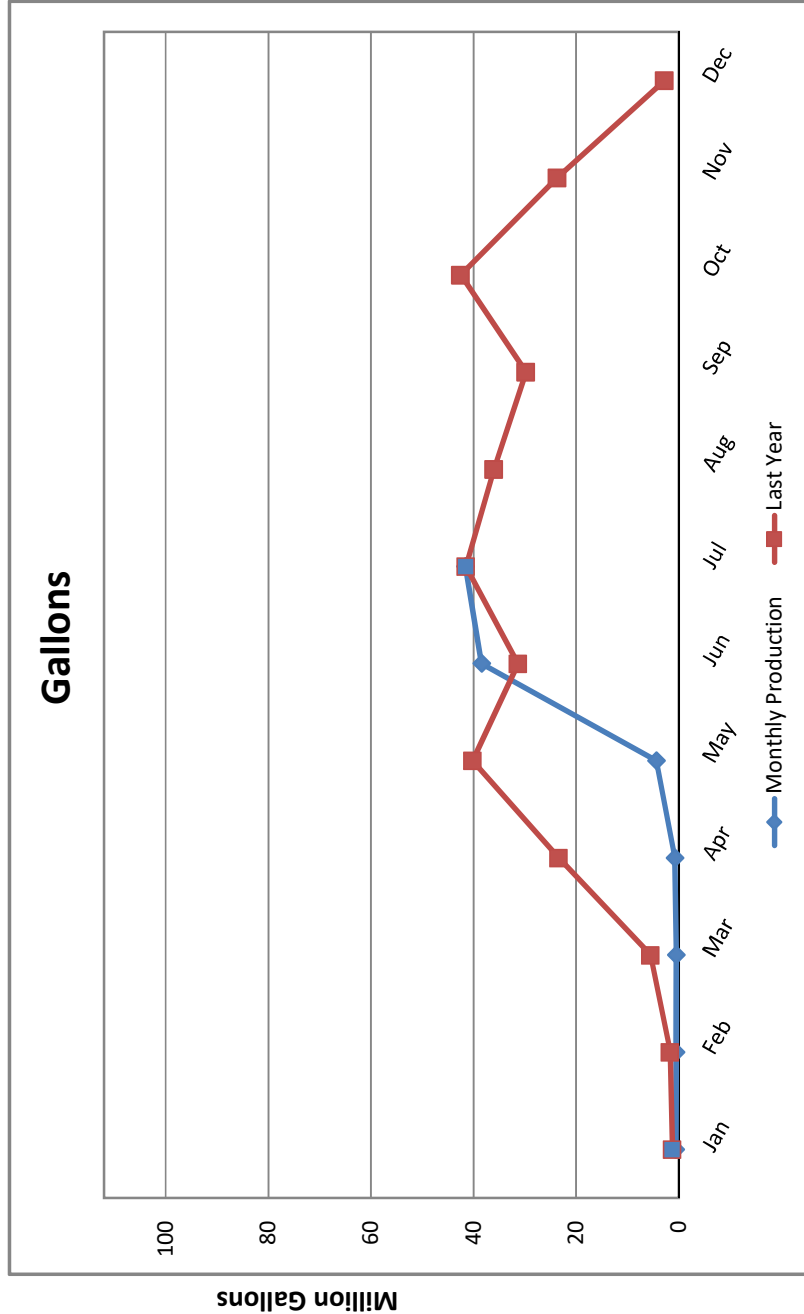
Motor Temp.: 137.8 F
 Hour Meter: 711.00
 KW Hour Total: 52,080

Chlorine:

Dosing: 1.72 mg/L
 Demand: 0.68 mg/L
 Residual: 1.04 mg/L

Vibration Reading:

Base Line: 0.02 in/sec
 Current: -- in/sec





Elk Grove Water District

Combined Total Production

Service Area 1

Jul-2019

Current Month Production:

175,692,823 Gallons

Highest Day Demand of the Month:

6,241,986

Date of Occurrence

28-Jul-19

Highest Day Demand of the Calendar Year:

6,241,986

Date of Occurrence

28-Jul-19

"Water Year" Rainfall: (Oct-18 to Sep-19)

Current Month: 0.00 in

Year To Date: 24.25 in

"Water Year" Rainfall: (Oct-17 to Sep-18)

July 2018 0.00 in

Year To Date: 15.96 in

Last Year Total: 15.96 in

Temperature:

This Month High 104 F

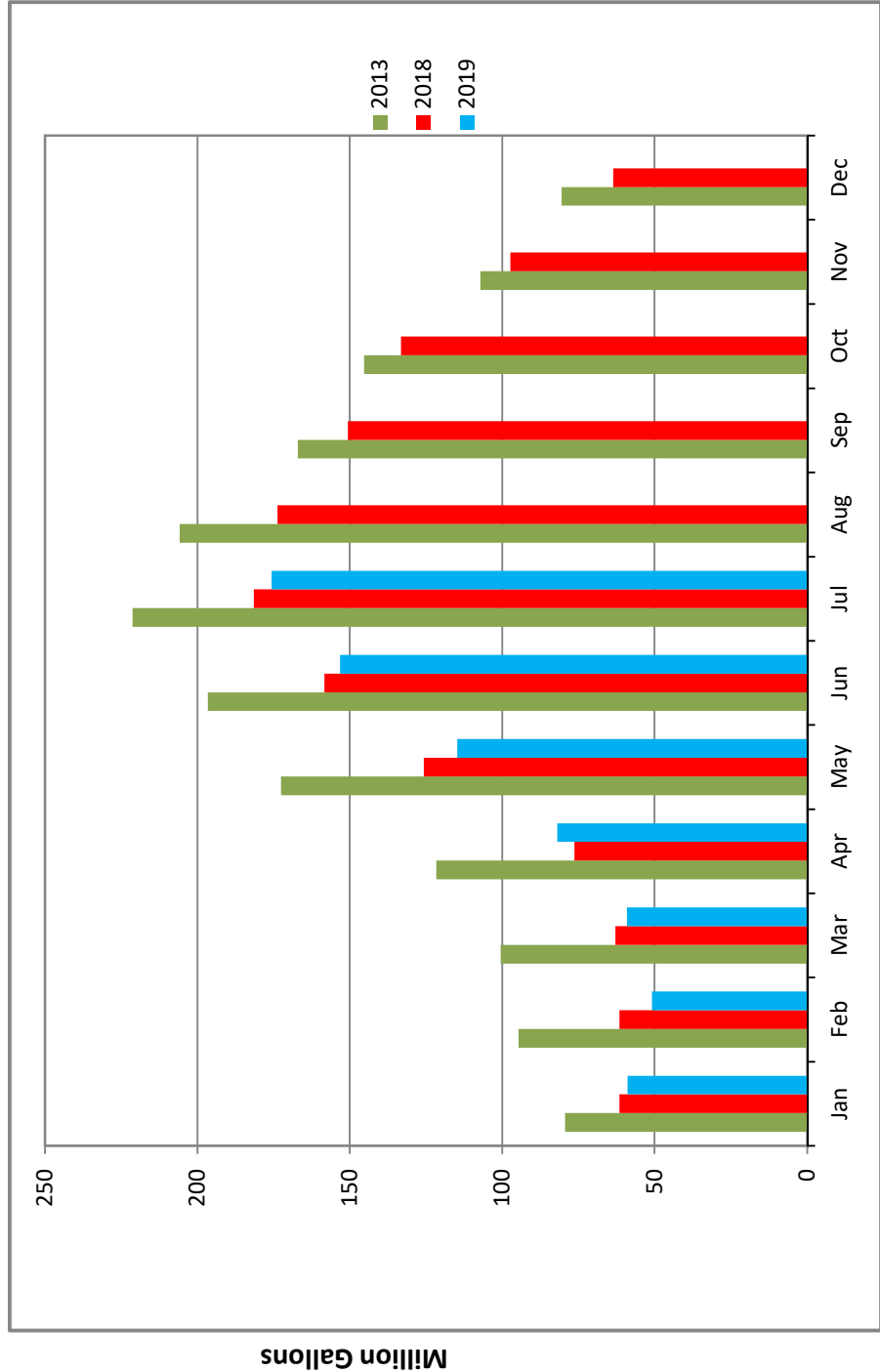
This Month Low 56 F

This Month Average 76.15 F

JULY-18 High 104 F

JULY-18 Low 55 F

JULY-18 Average 77.75 F

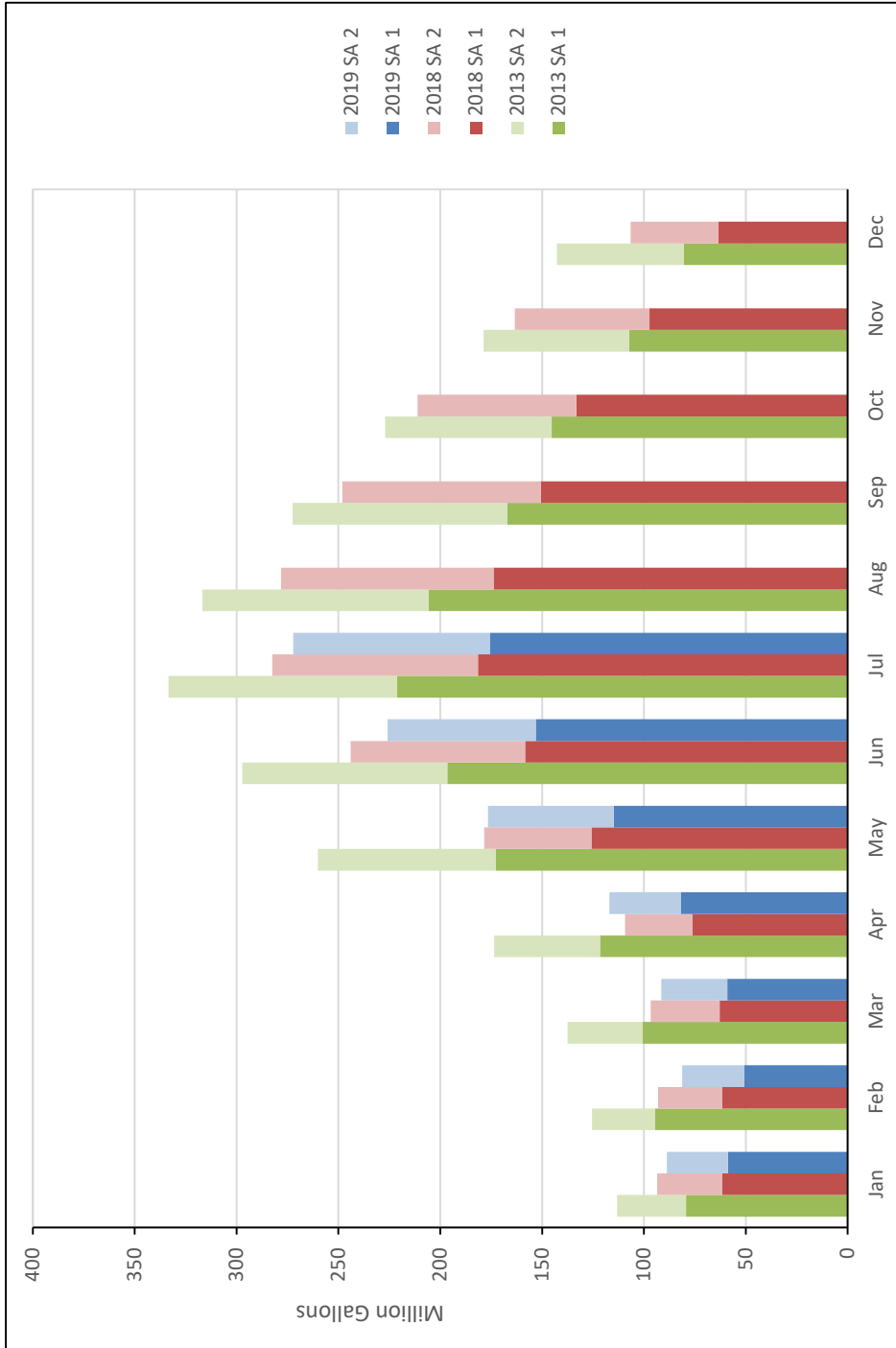




Elk Grove Water District

Total Demand/Production

Jul-2019



Current Month Demand/Production:
272,216,987 Gallons
Reduction From July 2013: 18.37%
GPCD: 194.9 Gallons per Day
R-GPCD: 154.0 Gallons per Day

Service Area 1
Active Connections: 7,950
Current Month Demand/Production:
175,692,823 Gallons
Reduction From July 2013: 20.62%
GPCD: 198.1 Gallons per Day
R-GPCD: 189.2 Gallons per Day

Service Area 2
Active Connections: 4,441
Current Month Demand/Production:
96,524,164 Gallons
Reduction From July 2013: 13.92%
GPCD: 160.5 Gallons per Day
R-GPCD: 141.9 Gallons per Day

Elk Grove Water District Water Usage

		Monthly Production (gallons)											
		January	February	March	April	May	June	July	August	September	October	November	December
2013	GW (SA1)	68,254,916	81,368,191	100,542,522	121,613,523	172,623,839	196,557,137	221,335,388	205,830,850	166,997,536	145,352,530	107,186,459	80,494,167
	Purchased (SA2)	33,769,956	30,929,052	36,942,972	51,911,200	87,470,372	100,709,224	112,128,192	110,885,764	105,417,136	81,665,892	71,505,060	62,165,532
	Total	102,024,872	112,297,243	137,485,494	173,524,723	260,094,211	297,266,361	333,463,580	316,716,614	272,414,672	227,018,422	178,691,519	142,659,699
2015	GW (SA1)	62,684,574	57,365,413	86,489,437	88,984,850	106,158,389	114,555,359	127,038,586	125,052,315	117,883,208	99,385,733	64,079,715	57,508,787
	Purchased (SA2)	28,648,400	30,029,208	36,876,400	51,626,212	52,734,000	62,368,240	71,273,928	75,055,068	70,123,504	63,526,892	46,873,420	34,399,772
	Total	91,332,974	87,394,621	123,365,837	140,611,062	158,892,389	176,923,599	198,312,514	200,107,383	188,006,712	162,912,625	110,953,135	91,908,559
2016	GW (SA1)	54,579,679	53,455,693	56,776,025	80,317,655	110,937,338	148,518,660	164,758,463	159,501,571	140,200,584	99,019,629	63,087,762	59,635,559
	Purchased (SA2)	27,516,676	26,507,624	27,531,636	34,054,196	51,071,196	75,541,268	96,246,656	93,992,184	86,904,136	75,682,640	37,088,084	28,894,492
	Total	82,096,355	79,963,317	84,307,661	114,371,851	162,008,534	224,059,928	261,005,119	253,493,755	227,104,720	174,702,269	100,175,846	88,530,051
2017	GW (SA1)	59,973,881	50,320,832	61,080,559	68,658,752	137,599,305	155,472,951	180,086,739	173,684,119	152,475,400	131,390,808	76,619,642	67,874,741
	Purchased (SA2)	26,951,188	28,184,640	28,756,860	34,167,892	48,653,660	87,003,620	96,535,384	104,766,376	98,979,848	84,154,488	61,788,540	34,228,480
	Total	86,925,069	78,505,472	89,837,419	102,826,644	186,252,965	242,476,571	276,622,123	278,450,495	251,455,248	215,545,296	138,408,182	102,103,221
2018	GW (SA1)	61,547,751	61,558,850	62,848,303	76,267,144	125,703,221	158,313,394	181,467,446	173,737,676	150,609,278	133,163,991	97,294,654	63,631,042
	Purchased (SA2)	31,925,388	31,512,492	33,779,680	32,989,792	52,692,860	85,679,660	101,031,612	104,457,452	97,400,072	77,996,204	66,116,468	42,849,180
	Total	93,473,139	93,071,342	96,627,983	109,256,936	178,396,081	243,993,054	282,499,058	278,195,128	248,009,350	211,160,195	163,411,122	106,480,222
2019	GW (SA1)	58,847,001	50,827,497	59,064,385	81,981,728	114,733,502	153,176,826	175,692,823					
	Purchased (SA2)	29,895,316	30,359,076	32,485,640	34,994,432	61,802,004	72,657,728	96,524,164					
	Total	88,742,317	81,186,573	91,550,025	116,976,160	176,535,506	225,834,554	272,216,987	0	0	0	0	0

% Reduction from 2013 13.02% 27.70% 32.13% 32.59% 33.41% 34.03% 32.13% 24.03% 18.37% 100.00% 100.00% 100.00% 100.00%

*Notes

2013 January and February production numbers do not match actually recorded production because of an open intertie delivering water to SA2. Information below is further details.

SA1 = Service Area 1, SA2 = Service Area 2. SA1 is all groundwater (GW) production. SA2 is all purchased water from SCWA.

Actual Recorded Prod. (Jan. 2013) - Service Area 1 79,361,342 gallons (Includes water delivered to SA2 due to open intertie. Intertie closed end of Feb. 2013)

Actual Recorded Prod. (Feb. 2013) - Service Area 1 94,608,406 gallons (Includes water delivered to SA2 due to open intertie. Intertie closed end of Feb. 2013)

To determine estimate of Feb. 2013 production delivered to Service Area 1, use multiplier from March data which is seasonally similar.)

Service Area 1 Multiplier = 1.39 (calculated from March 2013 Prod. Data/March 2014 Prod. Data)

Calc'd Feb. 2013 Prod. = Feb. 2014 Prod. Data x 1.39 = 79,737,924

To determine estimate of Jan. 2013 production, use prorated amount from Feb. 2013 data. (This method due to Jan. 2014 being unseasonably hot.)


Calc'd Jan. 2013 Prod. = (Feb. 2013 Prod. Data Calc'd / Feb. 2013 Prod. Data Actual) x Jan. 2013 Prod. Data Actual = 68,254,916

Service Area 2	Consumption	
	# Accts	Gallons
2019	4,412	29,895,316
Jan	4,416	30,359,076
Feb	4,416	32,485,640
Mar	4,422	34,994,432
Apr	4,434	36,524,164
May	4,434	38,053,896
Jun	4,434	39,583,628
Jul	4,434	41,113,360
Aug	4,434	42,643,092
Sep	4,434	44,172,824
Oct	4,434	45,702,556
Nov	4,434	47,232,288
Dec	4,434	48,762,020



EGWD COMBINED R-GPCD

● 2013
 ● 2016
 ● 2017
 ● 2018
 ● 2019

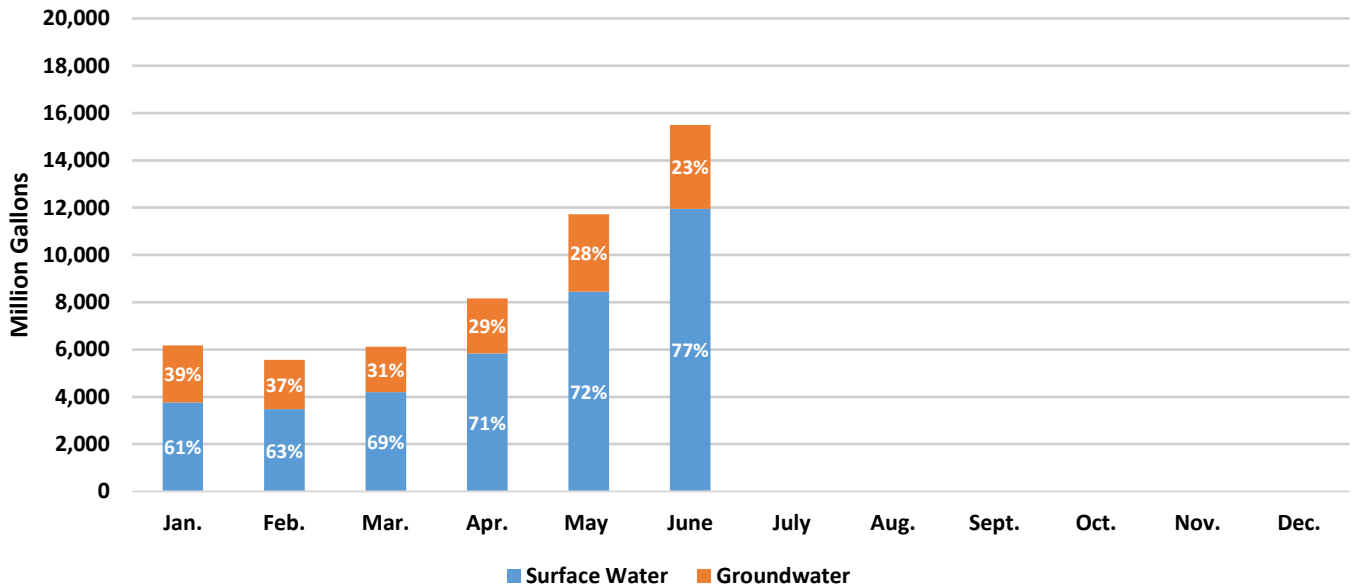


June 2019 Data Summary

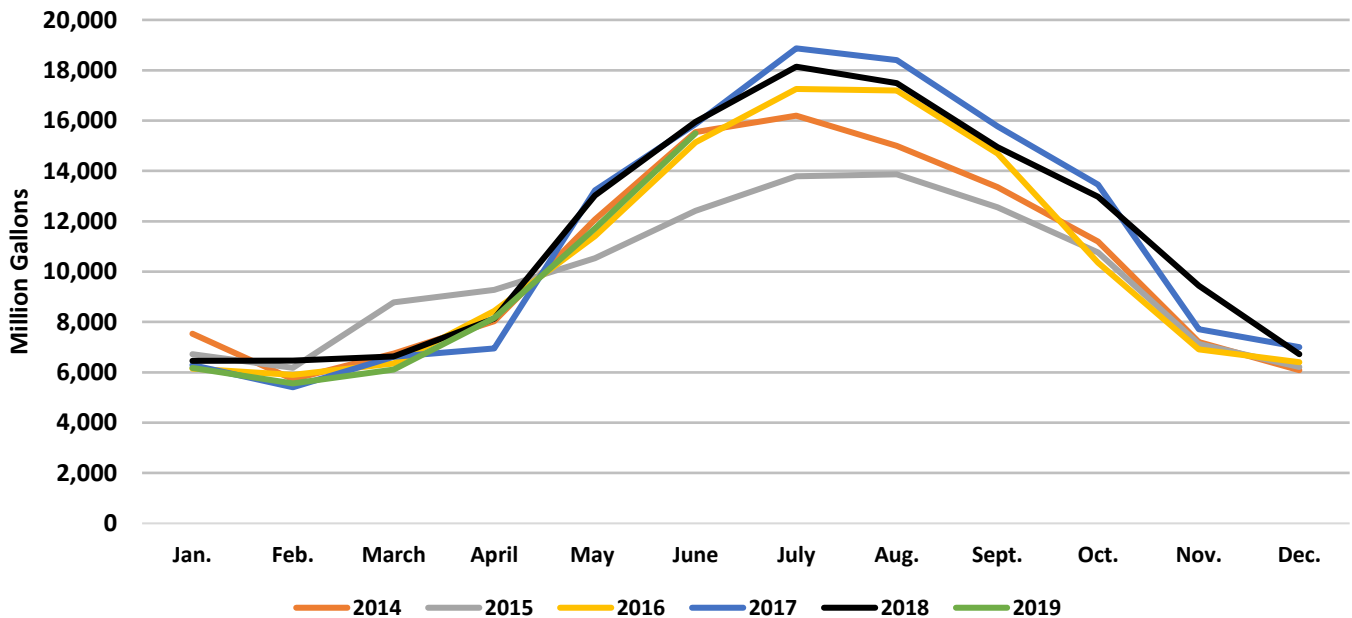
2019 Monthly Water Production by Source (Million Gallons)

	Jan.	Feb.	Mar.	Apr.	May	June	July	Aug.	Sept.	Oct.	Nov.	Dec.	Total
SW	4,200	3,863	4,197	5,830	8,446	11,955	0	0	0	0	0	0	38,491
GW	1,974	1,696	1,918	2,333	3,275	3,541	0	0	0	0	0	0	14,737
Total	6,173	5,559	6,115	8,163	11,721	15,496	0	0	0	0	0	0	53,228

2019 Monthly Water Production by Source



Regional Monthly Water Production (Million Gallons)

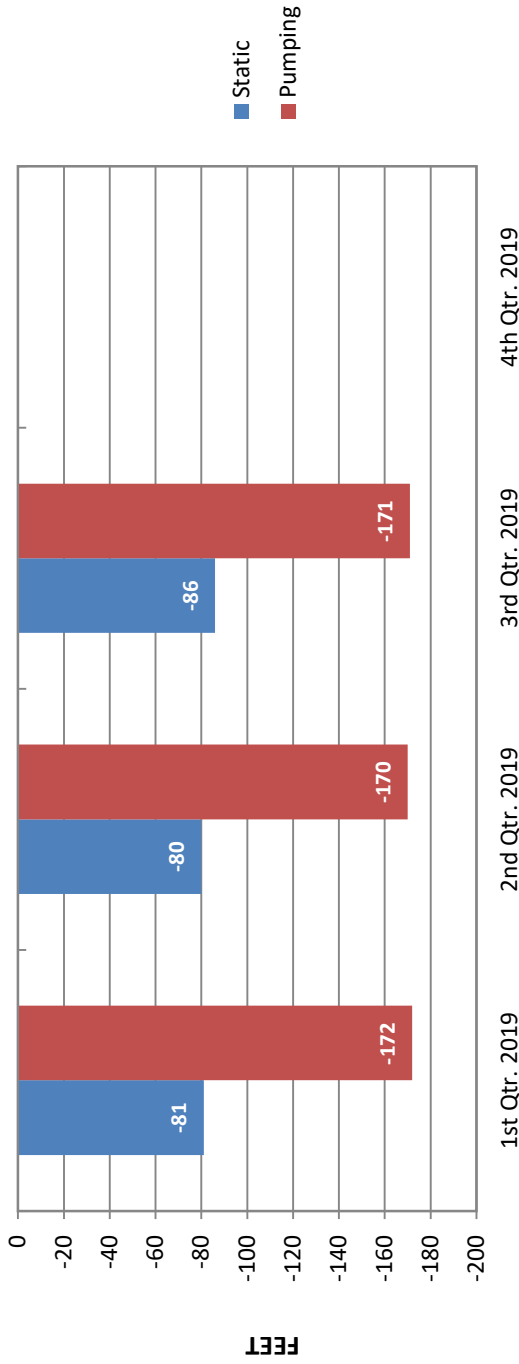




Elk Grove Water District

Static and Pumping Levels

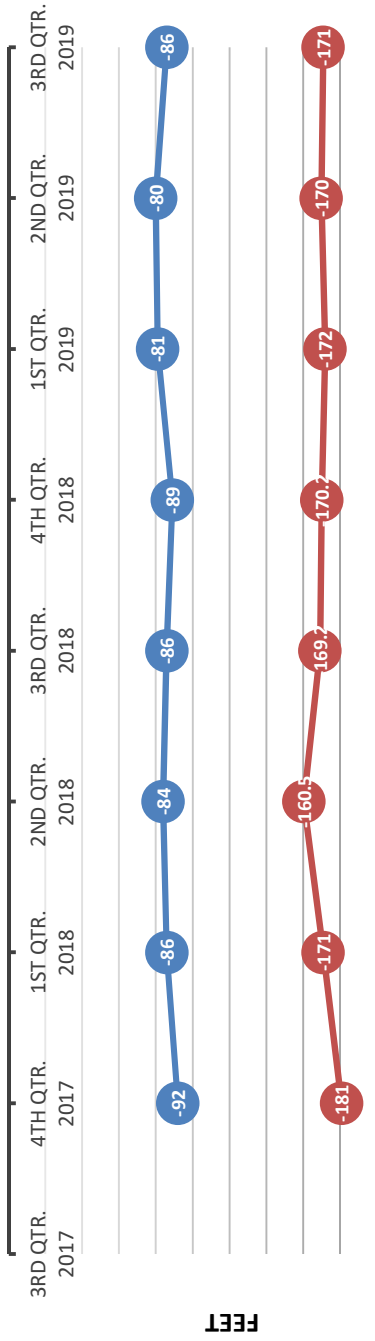
Well 1D School St



Latest Well Sounding

Static: 86 Ft
Pumping: 171 Ft
Drawdown: 85 Ft
GPM: 1,771
Specific Capacity: 20.835

Sounding Quarter/Year



Latest Sand Tester Results:

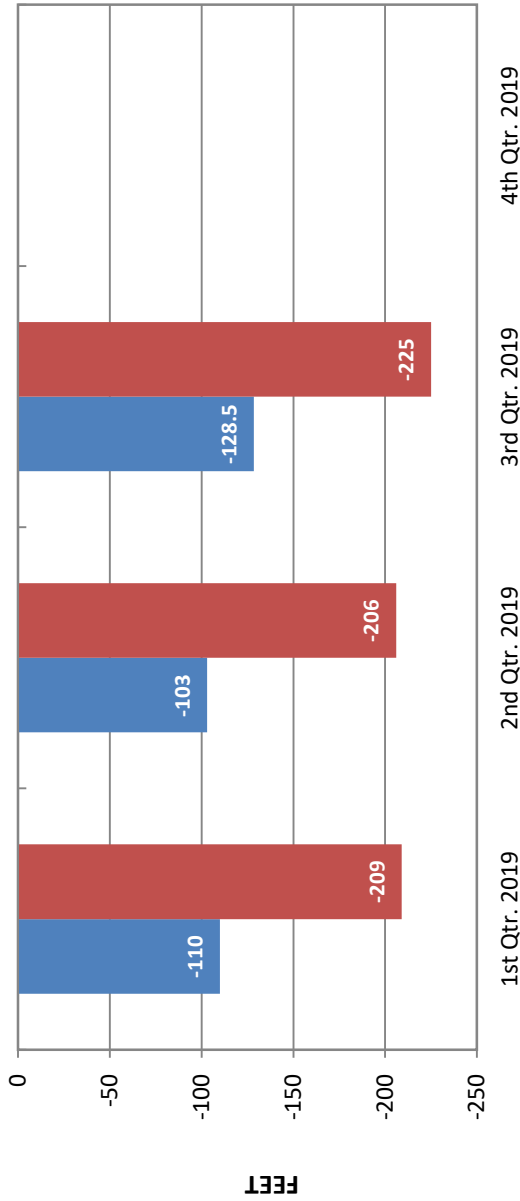
15 Min: < 5 ppm



Elk Grove Water District

Static and Pumping Levels

Well 4D Webb St

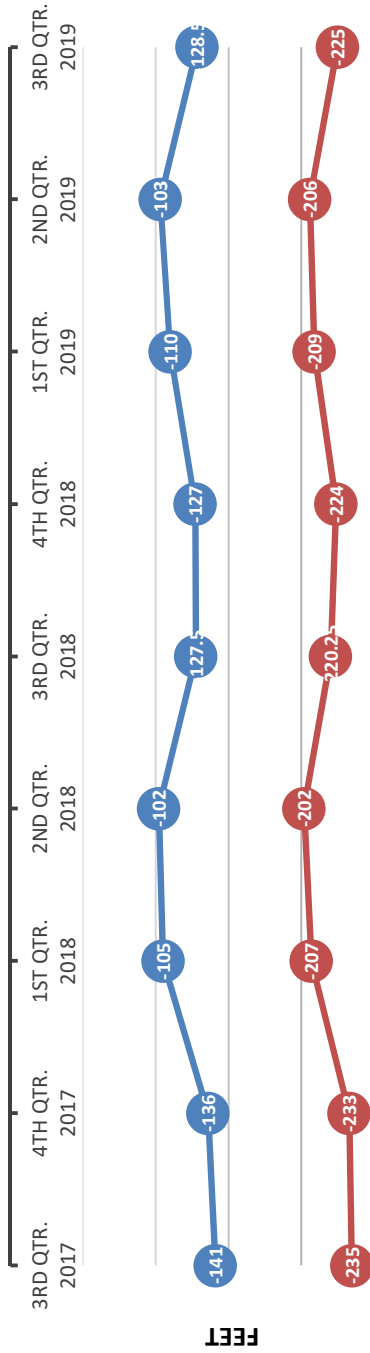


Latest Well Sounding

Static: 128.5 Ft
Pumping: 225 Ft
Drawdown: 96.5 Ft
GPM: 1,649
Specific Capacity: 17.090

■ Static
■ Pumping

Sounding Quarter/Year



Latest Sand Tester Results:

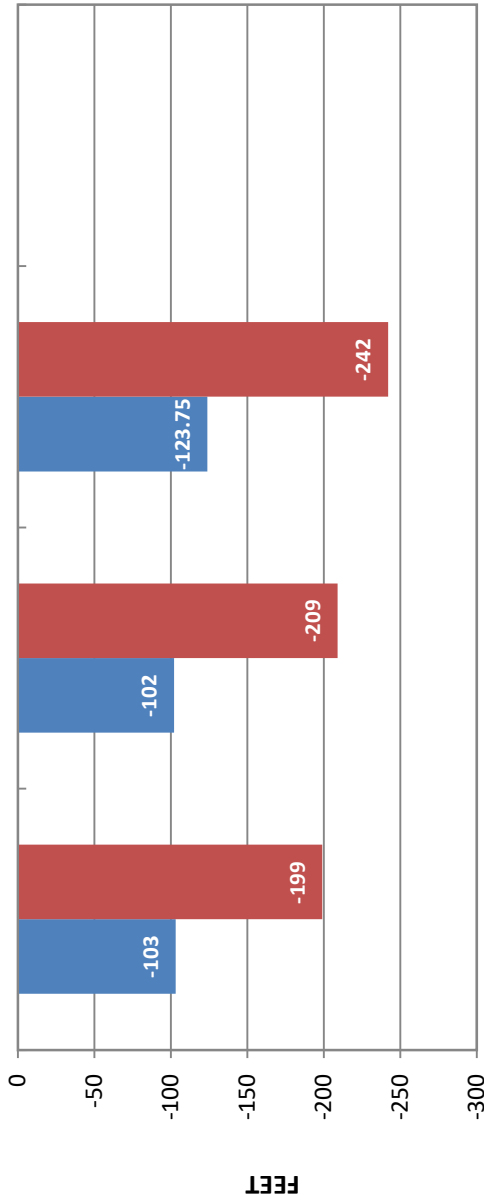
15 Min: < 5 ppm



Elk Grove Water District

Static and Pumping Levels

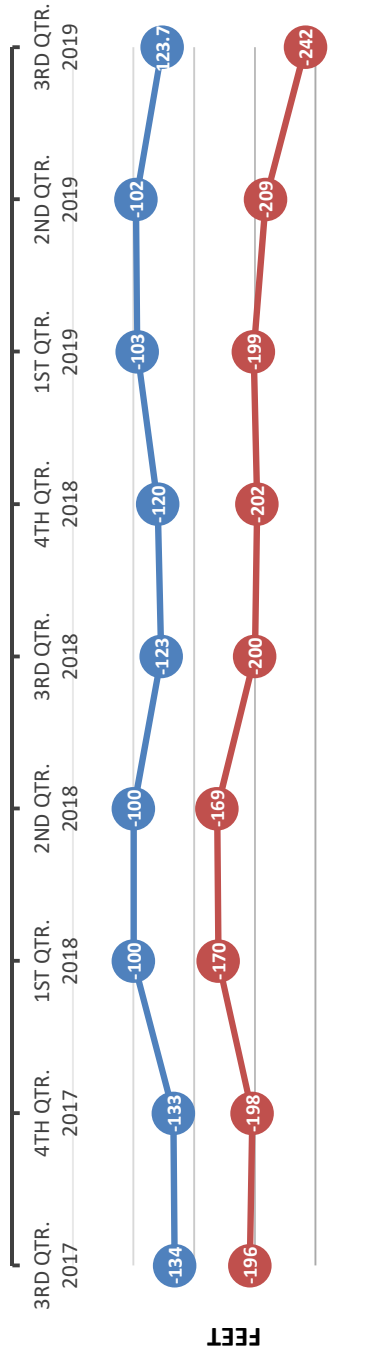
Well 11D Dino



Latest Well Sounding

Static: 123.75 Ft
Pumping: 242 Ft
Drawdown: 118.25 Ft
GPM: 1,680
Specific Capacity: 14.206

Sounding Quarter/Year



Latest Sand Tester Results:

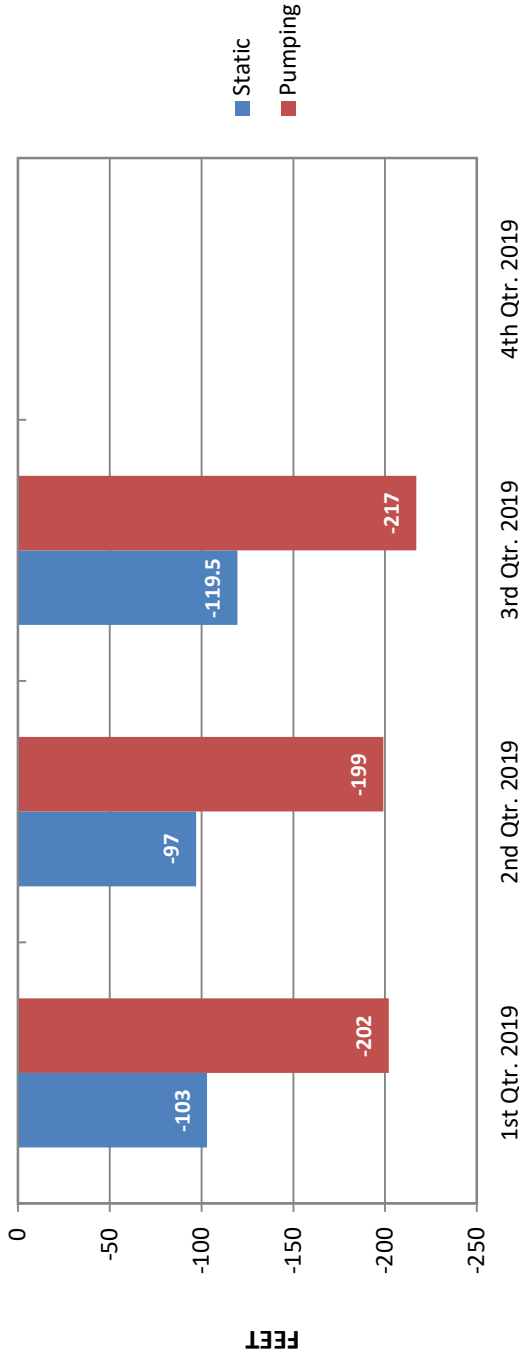
15 Min: < 5 ppm



Elk Grove Water District

Static and Pumping Levels

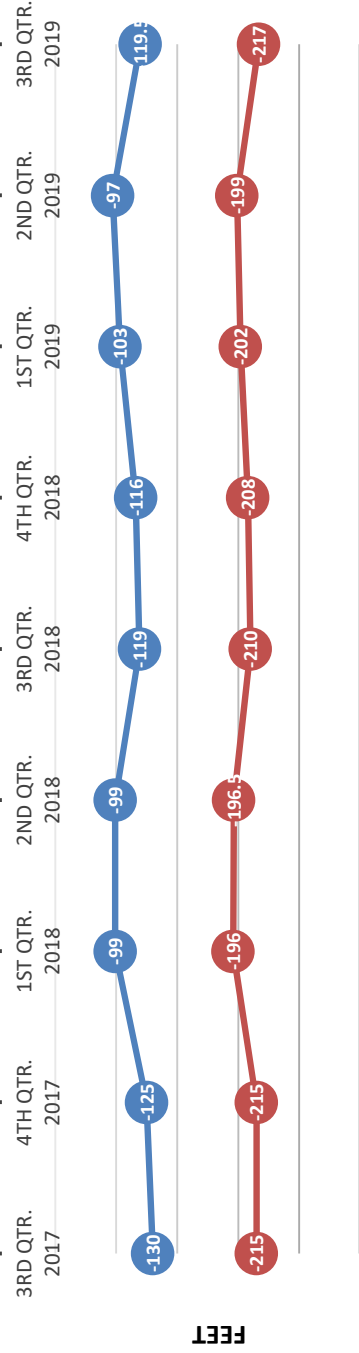
Well 14D Railroad



Latest Well Sounding

Static: 119.5 Ft
Pumping: 217 Ft
Drawdown: 97.5 Ft
GPM: 1,535
Specific Capacity: 15.744

Sounding Quarter/Year



Latest Sand Tester Results:

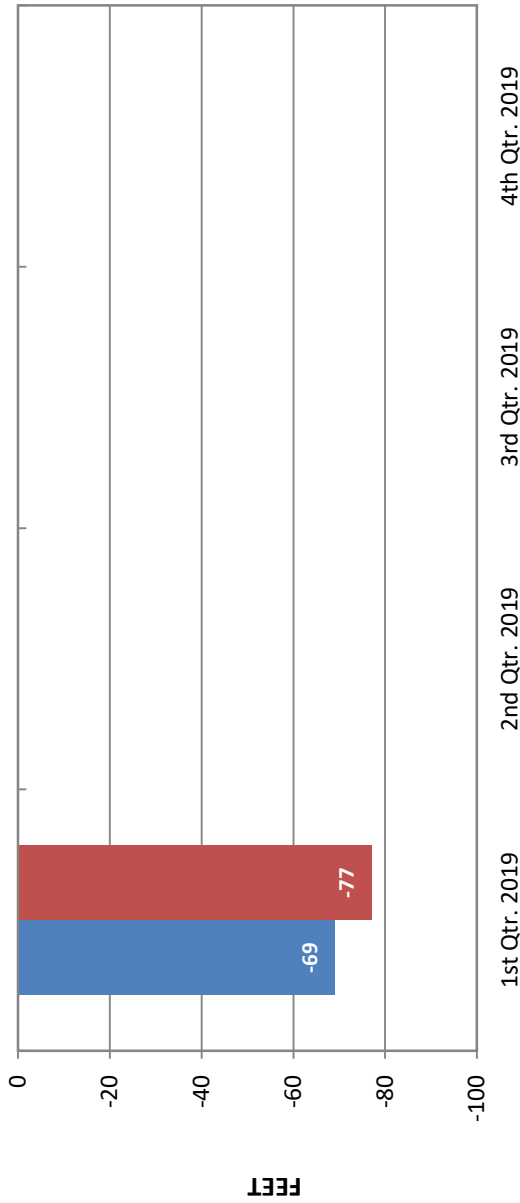
15 Min: < 5 ppm



Elk Grove Water District

Static and Pumping Levels

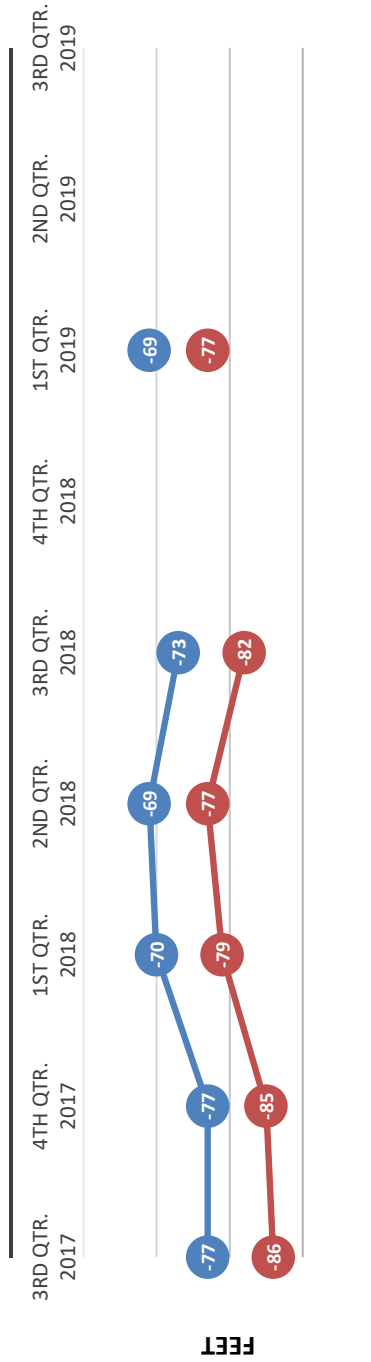
Well 3 Mar-Val



Latest Well Sounding

Static: 69 Ft
 Pumping: 77 Ft
 Drawdown: 8 Ft
 GPM: 810
 Specific Capacity: 101.250

Sounding Quarter/Year



Latest Sand Tester Results:

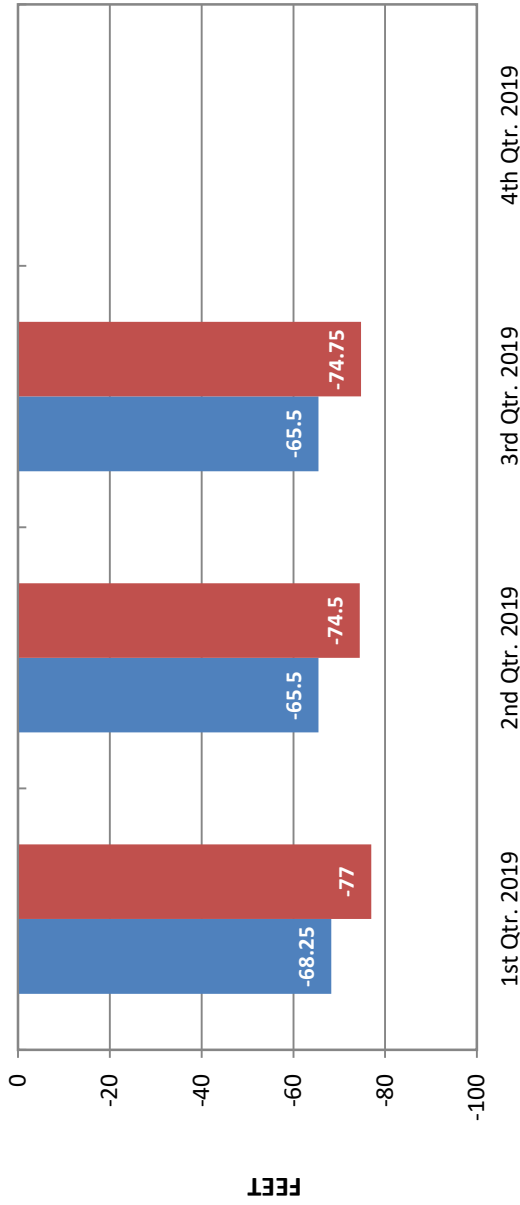
15 Min: 7.044 ppm



Elk Grove Water District

Static and Pumping Levels

Well 8 Williamson

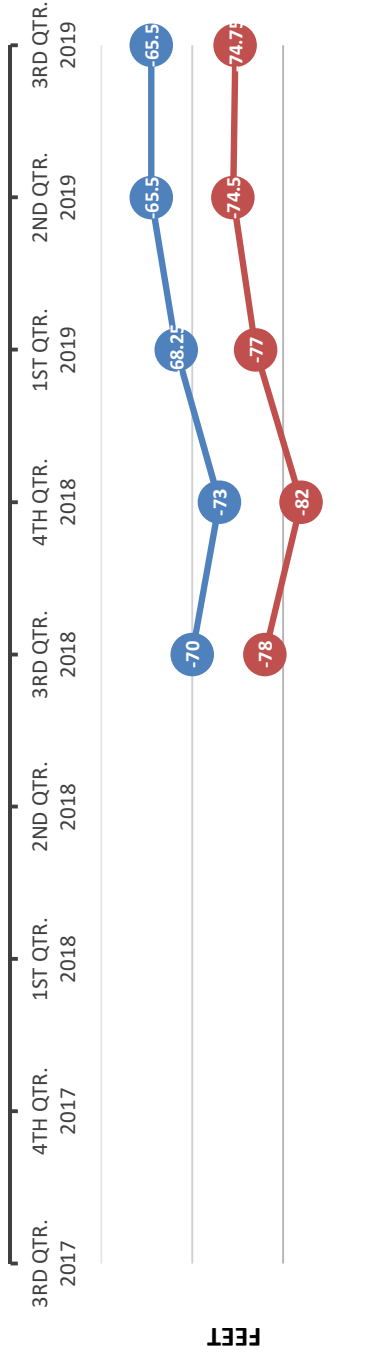


Latest Well Sounding

Static: 65.5 Ft
 Pumping: 74.75 Ft
 Drawdown: 9.25 Ft
 GPM: 553
 Specific Capacity: 59.831

■ Static
 ■ Pumping

Sounding Quarter/Year



Latest Sand Tester Results:

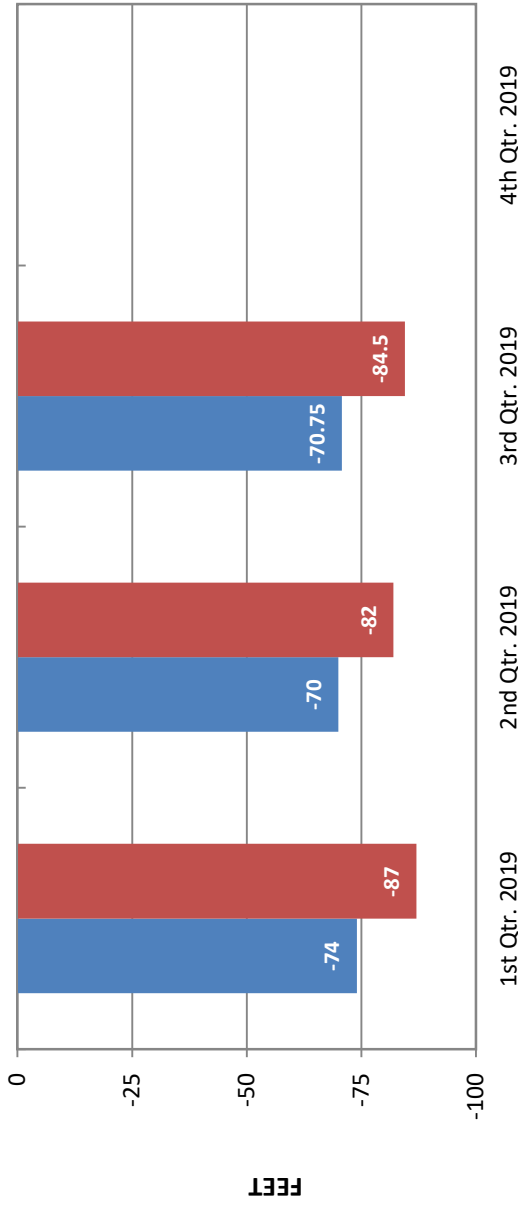
15 Min: < 5 ppm



Elk Grove Water District

Static and Pumping Levels

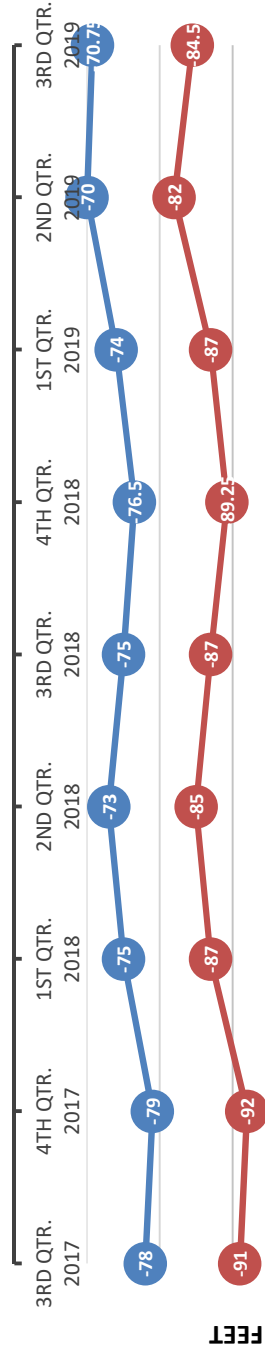
Well 9 Polhemus



Latest Well Sounding

Static: 70.75 Ft
Pumping: 84.5 Ft
Drawdown: 13.75 Ft
GPM: 490
Specific Capacity: 35.636

Sounding Quarter/Year



Latest Sand Tester Results:

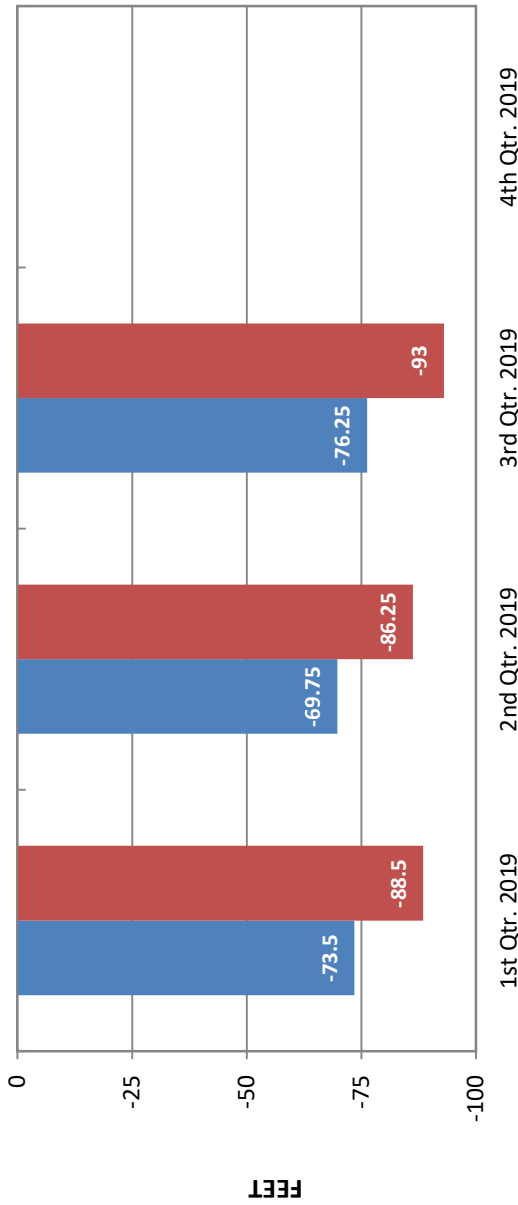
15 Min: < 5 ppm



Elk Grove Water District

Static and Pumping Levels

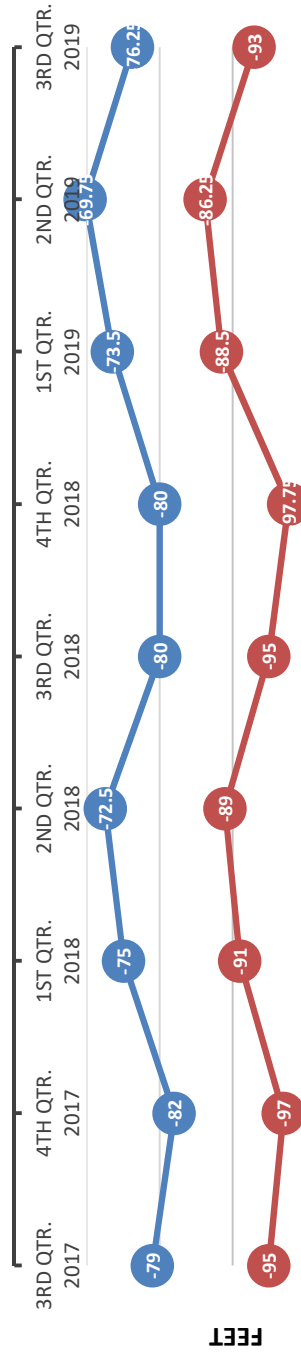
Well 13 Hampton



Latest Well Sounding

Static: 76.25 Ft
 Pumping: 93 Ft
 Drawdown: 16.75 Ft
 GPM: 1,017
 Specific Capacity: 60.699

Sounding Quarter/Year



Latest Sand Tester Results:

15 Min: < 5 ppm

Monthly Sample Report - July 2019
Water System: Elk Grove Water System

Sampling Point: 01 - 8693 W. Camden			
Sample Date	Sample Class	Sample Name	Collection Occurrence
7/2/2019	Distribution System	Bacteriological	Week
7/9/2019	Distribution System	Bacteriological	Week
7/16/2019	Distribution System	Bacteriological	Week
7/23/2019	Distribution System	Bacteriological	Week
7/30/2019	Distribution System	Bacteriological	Week
7/16/2019	Distribution System	TTHM / HAA5	Quarterly

Sampling Point: School Well 01D - Raw Water			
Sample Date	Sample Class	Sample Name	Collection Occurrence
7/9/2019	Source Water	3 mo - Bacteriological	Quarterly
7/9/2019	Source Water	3 mo - Fe,Mn,As Total	Quarterly
7/9/2019	Source Water	3 mo - Fe,Mn,As Dissolved	Quarterly

Sampling Point: 02 - 9425 Emerald Vista			
Sample Date	Sample Class	Sample Name	Collection Occurrence
7/2/2019	Distribution System	Bacteriological	Week
7/9/2019	Distribution System	Bacteriological	Week
7/16/2019	Distribution System	Bacteriological	Week
7/23/2019	Distribution System	Bacteriological	Week
7/30/2019	Distribution System	Bacteriological	Week

Sampling Point: - Mar-Val Well 3 Raw Water			
Sample Date	Sample Class	Sample Name	Collection Occurrence
		Out of Service for Rehab	

Sampling Point: 03 - 8809 Valley Oak

Sample Date	Sample Class	Sample Name	Collection Occurrence
7/2/2019	Distribution System	Bacteriological	Week
7/9/2019	Distribution System	Bacteriological	Week
7/16/2019	Distribution System	Bacteriological	Week
7/23/2019	Distribution System	Bacteriological	Week
7/30/2019	Distribution System	Bacteriological	Week

Sampling Point: Webb Well 04D - Raw Water

Sample Date	Sample Class	Sample Name	Collection Occurrence
7/2/2019	Source Water	3 mo - Bacteriological	Quarterly
7/2/2019	Source Water	3 mo - Fe,Mn,As Total	Quarterly
7/2/2019	Source Water	3 mo - Fe,Mn,As Dissolved	Quarterly

Sampling Point: 04 - 10122 Glacier Point

Sample Date	Sample Class	Sample Name	Collection Occurrence
7/2/2019	Distribution System	Bacteriological	Week
7/9/2019	Distribution System	Bacteriological	Week
7/16/2019	Distribution System	Bacteriological	Week
7/23/2019	Distribution System	Bacteriological	Week
7/30/2019	Distribution System	Bacteriological	Week

Sampling Point: 05 - 9230 Amsden Ct.

Sample Date	Sample Class	Sample Name	Collection Occurrence
7/2/2019	Distribution System	Bacteriological	Week
7/9/2019	Distribution System	Bacteriological	Week
7/16/2019	Distribution System	Bacteriological	Week
7/23/2019	Distribution System	Bacteriological	Week
7/30/2019	Distribution System	Bacteriological	Week
7/16/2019	Distribution System	TTHM / HAA5	Quarterly

Sampling Point: 06 - 9227 Rancho Dr.

Sample Date	Sample Class	Sample Name	Collection Occurrence
7/2/2019	Distribution System	Bacteriological	Week
7/9/2019	Distribution System	Bacteriological	Week
7/16/2019	Distribution System	Bacteriological	Week
7/23/2019	Distribution System	Bacteriological	Week
7/30/2019	Distribution System	Bacteriological	Week

Sampling Point: 07 - Al Gates Park Mainline Dr.

Sample Date	Sample Class	Sample Name	Collection Occurrence
7/2/2019	Distribution System	Bacteriological	Week
7/9/2019	Distribution System	Bacteriological	Week
7/16/2019	Distribution System	Bacteriological	Week
7/23/2019	Distribution System	Bacteriological	Week
7/30/2019	Distribution System	Bacteriological	Week
7/2/2019	Distribution System	Fluoride	Monthly

Sampling Point: - Williamson Well 8 Raw Water

Sample Date	Sample Class	Sample Name	Collection Occurrence
7/2/2019	Source Water	3 mo - Bacteriological	Quarterly
7/2/2019	Source Water	3 mo - Fe,Mn,As Total	Quarterly
7/2/2019	Source Water	3 mo - Fe,Mn,As Dissolved	Quarterly

Sampling Point: 08 - 9436 Hollow Springs Wy.

Sample Date	Sample Class	Sample Name	Collection Occurrence
7/2/2019	Distribution System	Bacteriological	Week
7/9/2019	Distribution System	Bacteriological	Week
7/16/2019	Distribution System	Bacteriological	Week
7/23/2019	Distribution System	Bacteriological	Week
7/30/2019	Distribution System	Bacteriological	Week
7/16/2019	Distribution System	TTHM / HAA5	Quarterly

Sampling Point: Polhemus Well 9 Raw Water			
Sample Date	Sample Class	Sample Name	Collection Occurrence
7/9/2019	Source Water	3 mo - Bacteriological	Quarterly
7/9/2019	Source Water	3 mo - Fe,Mn,As Total	Quarterly
7/9/2019	Source Water	3 mo - Fe,Mn,As Dissolved	Quarterly

Sampling Point: 09 - 8417 Blackman Wy.			
Sample Date	Sample Class	Sample Name	Collection Occurrence
7/2/2019	Distribution System	Bacteriological	Week
7/9/2019	Distribution System	Bacteriological	Week
7/16/2019	Distribution System	Bacteriological	Week
7/23/2019	Distribution System	Bacteriological	Week
7/30/2019	Distribution System	Bacteriological	Week

Sampling Point: 10 - 9373 Oreo Ranch Cir.			
Sample Date	Sample Class	Sample Name	Collection Occurrence
7/2/2019	Distribution System	Bacteriological	Week
7/9/2019	Distribution System	Bacteriological	Week
7/16/2019	Distribution System	Bacteriological	Week
7/23/2019	Distribution System	Bacteriological	Week
7/30/2019	Distribution System	Bacteriological	Week

Sampling Point: Dino Well 11D - Raw Water			
Sample Date	Sample Class	Sample Name	Collection Occurrence
7/2/2019	Source Water	3 mo - Bacteriological	Quarterly
7/2/2019	Source Water	3 mo - Fe,Mn,As Total	Quarterly
7/2/2019	Source Water	3 mo - Fe,Mn,As Dissolved	Quarterly

Sampling Point: Hampton Well 13 - Raw Water			
Sample Date	Sample Class	Sample Name	Collection Occurrence
7/2/2019	Source Water	Fe, Mn, As, Total	Weekly
7/9/2019	Source Water	Bacteriological	Weekly
7/9/2019	Source Water	Fe, Mn, As, Total	Weekly
7/15/2019	Source Water	Fe, Mn, As, Total	Weekly
7/23/2019	Source Water	Fe, Mn, As, Total	Weekly
7/30/2019	Source Water	Fe, Mn, As, Total	Weekly

Sampling Point: Hampton WTP Effluent			
Sample Date	Sample Class	Sample Name	Collection Occurrence
7/2/2019	Treated Effluent	Fe, Mn, As, Total	Weekly
7/9/2019	Treated Effluent	Fe, Mn, As, Total	Weekly
7/15/2019	Treated Effluent	Fe, Mn, As, Total	Weekly
7/23/2019	Treated Effluent	Fe, Mn, As, Total	Weekly
7/30/2019	Treated Effluent	Fe, Mn, As, Total	Weekly

Sampling Point: Hampton WTP Backwash Tank			
Sample Date	Sample Class	Sample Name	Collection Occurrence
		BiAnnual Sample Due In April And October	

Sampling Point: Railroad Well 14D - Raw Water			
Sample Date	Sample Class	Sample Name	Collection Occurrence
7/9/2019	Source Water	3 mo - Bacteriological	Quarterly
7/9/2019	Source Water	3 mo - Fe, Mn, As Total	Quarterly
7/9/2019	Source Water	3 mo - Fe, Mn, As Dissolved	Quarterly
7/9/2019	Source Water	3 mo - Threshold Odor	Quarterly

Sampling Point: Railroad WTP Effluent			
Sample Date	Sample Class	Sample Name	Collection Occurrence
7/2/2019	Treated Plant Effluent	WTP Eff - Fe, Mn, As, Al Total	Month
7/2/2019	Treated Plant Effluent	WTP Eff - Fe, Mn, As, Al Dissolved	Month

Sampling Point: Railroad WTP Backwash Tank

Sample Date	Sample Class	Sample Name	Collection Occurrence
-------------	--------------	-------------	-----------------------

BiAnnual Sample Due In April And October

Sampling Point: Special Distribution/Construction Samples

Sample Date	Sample Class	Sample Name	Collection Description
-------------	--------------	-------------	------------------------

<u>Colors</u>	<u>Monthly Total</u>	<u>Yearly Total</u>
Black = Scheduled	78	456
Green = Unscheduled	7	53
Red = Incomplete Sample	0	



August 5, 2019

Sacramento Regional County
Sanitation District
Environmental Specialist
10060 Goethe Rd.
Sacramento, CA. 95827

MONTHLY COMPLIANCE REPORT

Enclosed is the Monthly Compliance Report Form from Elk Grove Water District for July 2019.

If you have any further questions, you may contact me at 916-585-9386

A handwritten signature in blue ink, appearing to read "STEVE SHAW". The signature is stylized and somewhat cursive.

STEVE SHAW
WATER TREATMENT SUPERVISOR

COMPLIANCE REPORT FORM

Attn: Michelle Pate	E-mail: patem@sacsewer.com	Wastewater Source Control Section
Phone (916) 875-9091		Fax (916) 875-6374
From:		
Company: Elk Grove Water District		Permit #: WTP010

The following reports and information are attached (check all that apply):

Month:	July	Year:	2019
---------------	------	--------------	------

<u> </u> <input checked="" type="checkbox"/> Water use/flow meter report		Total Gallons
	Hampton WTP	1,127,622
	Railroad WTP	0
	Analyzer Water	35,715

 Monitoring results/analytical report

Discharge Rate

Check the statement below that applies to this report:

- Based on a review of this facility's flow data, discharge rate limit was exceeded.
 I certify that this facility is in compliance with the discharge rate limit.

 Attached is a description of anticipated changes that may significantly alter the nature, quality, or volume of the wastewater discharged.

 Flow monitoring equipment certification (Flow or pH meter, etc.)

 Other (describe):

Domestic Calculation

Domestic Usage	Number of Employees	Business Days per Month	Allowance (gallons per day)	Gallons
Production	3	20	15	900
Office	5	20	10	1000
Drivers/Field	12	20	3	720
			Total	2620

Certification Statement

"I certify under penalty of law that this document and all attachments were prepared under my direction or supervision in accordance with a system designed to assure that qualified personnel properly gather and evaluate the information submitted. Based on my inquiry of the person or persons who manage the system, or those persons directly responsible for gathering the information, the information submitted is, to the best of my knowledge and belief, true, accurate and complete. I am aware that there are significant penalties for submitting false information including the possibility of fine and imprisonment for knowing violations".

SIGNATURE of Authorized Representative:



PRINTED NAME, TITLE:

Steve Shaw
(Name)

Water Treatment Supervisor
(Title)

DATE:



August 5, 2019

State Water Resources Control Board
Division of Drinking Water
1001 I Street
13th Floor
Sacramento, CA. 95814

MONTHLY SUMMARY OF DISTRIBUTION SYSTEM COLIFORM MONITORING

Enclosed is the Monthly Summary of Distribution System Coliform Monitoring report from Elk Grove Water District for July 2019.

If you have any further questions, you may contact me at 916-585-9386.

A handwritten signature in blue ink, appearing to read "Steve Shaw", is written over a horizontal line.

STEVE SHAW
WATER TREATMENT SUPERVISOR

MONTHLY SUMMARY OF REVISED TOTAL COLIFORM RULE DISTRIBUTION SYSTEM MONITORING (including triggered source monitoring for systems subject to the Groundwater Rule)

System Name <p style="text-align: center; font-size: 1.2em;">Elk Grove Water District</p>	System Number <p style="text-align: center; font-size: 1.2em;">3410008</p>
Sampling Period	
Month <p style="text-align: center; font-size: 1.2em; color: blue;">July</p>	Year <p style="text-align: center; font-size: 1.2em;">2019</p>

	Number Required	Number Collected	Number Total Coliform Positives	Number E.coli Positives
1. Routine Samples (see note 1)	50	50	0	0
2. Repeat Samples following samples that are Total Coliform Positive and <i>E.coli</i> Negative (see notes 10 and 11)		0	0	0
3. Repeat Samples following Routine Samples that are Total Coliform Positive and <i>E. coli</i> Positive (see notes 10 and 11)		0	0	0
4. Treatment Technique (TT)/MCL Violation Computation for Total Coliform/ <i>E. coli</i> Positive Samples				
a. Totals (sum of columns)	50	50	0	0
b. If 40 or more samples collected in month, determine percent of samples that are total coliform positive [(total number positive/total number collected) x 100] =	0	%		
c. Did the system trigger... a Level 2 Assessment TT? (see notes 2, 3, 4, 5 and 6 for trigger info) <i>If a Level 2 Assessment is triggered, see note 8 below.</i>			<input type="checkbox"/> Yes	<input checked="" type="checkbox"/> No
a Level 1 Assessment TT? (see note 7 for trigger info) <i>If a Level 1 Assessment is triggered, see note 9 below.</i>			<input type="checkbox"/> Yes	<input checked="" type="checkbox"/> No
5. Triggered Source Samples per Groundwater Rule (see notes 12 and 13)		0	0	0
6. Invalidated Samples (Note what samples, if any, were invalidated; who authorized the invalidation; and when replacement samples were collected. Attach additional sheets, if necessary.)				
7. Summary Completed By: Steve Shaw				

Signature 	Title <p style="text-align: center; font-size: 1.2em;">Water Treatment Supervisor</p>	Date <p style="text-align: center; font-size: 1.2em; color: blue;">8/5/2019</p>
---------------	--	--

NOTES AND INSTRUCTIONS:

1. Routine samples include:
 - a. Samples required pursuant to 22 CCR Section 64423 and any additional samples required by an approved routine sample siting plan established pursuant to 22 CCR Section 64422.
 - b. Extra samples are required for systems collecting less than five routine samples per month that had one or more total coliform positives in previous month;
 - c. Extra samples for systems with high source water turbidities that are using surface water or groundwater under direct influence of surface water and do not practice filtration in compliance with regulations;
2. Note: For a repeat sample following a total coliform positive sample, any *E. coli* positive repeat (boxed entry) **constitutes an MCL violation and requires immediate notification to the Division** (22, CCR, Section 64426.1).
3. Note: For repeat sample following a *E. coli* positive sample, any total coliform positive repeat (boxed entry) **constitutes an MCL violation and requires immediate notification to the Division** (22, CCR, Section 64426.1).
4. Note: Failure to take all required repeat samples following an *E. coli* positive routine sample (22, CCR, Section 64426.1) **constitutes an MCL violation and requires immediate notification to the Division** (22, CCR, Section 64426.1).
5. Note: Failure to test for *E. coli* when any repeat sample tests positive for total coliform (22, CCR, Section 64426.1) **constitutes an MCL violation and requires immediate notification to the Division** (22, CCR, Section 64426.1).
6. Note: Second Level 1 treatment technique trigger in a rolling 12-month period.
7. Total coliform Treatment Technique (TT) Violation (**Notify Department within 24 hours of TT violation**):
 - a. For systems collecting less than 40 samples, if two or more samples are total coliform positive, then the TT is violated and a Level 1 Assessment is required.
 - b. For systems collecting 40 or more samples, if more than 5.0 percent of samples collected are total coliform positive, then the TT is violated and a Level 1 Assessment is required.
8. Contact the Division as soon as practical to arrange for the division to conduct a Level 2 Assessment of the water system. The water system shall complete a Level 2 Assessment and submit it to the Division within 30 days of learning of the trigger exceedance.
9. Conduct a Level 1 Assessment in accordance with as soon as practical that covers the minimum elements (22, CCR, Section 64426.8 (a), (2)). Submit the report to the Division within 30 days of learning of the trigger exceedance.
10. Positive results and their associated repeat samples are to be tracked on the Coliform Monitoring Worksheet.
11. Repeat samples must be collected within 24 hours of being notified of the positive results. For systems collecting more than one routine sample per month, three repeat samples must be collected for each total coliform positive sample. For systems collecting one or fewer routine samples per month, four repeat samples must be collected for each total coliform positive sample. At least three samples shall be taken the month following a total coliform positive.
12. For systems subject to the Groundwater Rule: Positive results and the associated triggered source samples are to be tracked on the Coliform Monitoring Worksheet.
13. For triggered sample(s) required as a result of a total coliform routine positive sample, an *E. coli* -positive triggered sample (boxed entry) **requires immediate notification to the Division, Tier 1 public notification, and corrective action.** 36



August 5, 2019

State Water Resources Control Board
Division of Drinking Water
1001 I Street
13th Floor
Sacramento, CA. 95814

MONTHLY SUMMARY OF THE HAMPTON GROUNDWATER TREATMENT PLANT

Enclosed is the Monthly Summary of the Hampton GWTP report from Elk Grove Water District for July 2019.

If you have any further questions, you may contact me at 916-585-9386.

A handwritten signature in blue ink, appearing to read "Steve Shaw", is written above the printed name.

STEVE SHAW
WATER TREATMENT SUPERVISOR

Elk Grove Water District

Hampton GWTP Monthly Report

Month: July

3410008-013

PWS Number
GWTP Name

Hampton Water Treatment Plant

Date	Hour Meter	Run Hours	Production Meter	Well Production	Backwash Meter	Reclaim Meter	Weekly In-House Monitoring (mg/L) R (Raw) T (Treated) As (ug/L)								
							Date	Fe, R	Fe, T	Mn, R	Mn, T	As, R	As, T	Weekly Average	
last day	10309		626304446		11387528	541975	7/2/2019	0.001	0.012	0.025	0.014	5	2	7.0	7.2
1	10311	1.8	626411341	106895	11387528	541975	7/9/2019	0.019	0.03	0.018	0.009	8	2	7.0	7.2
2	10329	18.5	627489496	1078155	11419616	541975	7/15/2019	0.006	0.004	0.04	0.012	5	2	7.0	7.2
3	10353	23.9	628897900	1408404	11448182	541975	7/23/2019	0	0.022	0.05	0.015	7	2	7.0	7.2
4	10379	26	630422807	1524907	11483782	541975	7/30/2019	0.004	0.004	0.053	0	10	2	7.0	7.2
5	10401	21.9	631714547	1291740	11505217	541975									
6	10426	25	633181801	1467254	11541103	541975									
7	10450	23.9	634577869	1396068	11569552	541975									
8	10473	23.1	635933742	1355873	11601562	541975									
9	10493	20.1	637108108	1174366	11633631	541975									
10	10517	23.6	638489829	1381721	11662174	541975									
11	10541	23.9	639895324	1405495	11690604	541975									
12	10565	24.5	641327277	1431953	11722629	541975									
13	10590	24.2	642743135	1415858	11751160	541975									
14	10614	24.1	644151021	1407886	11783279	541975									
15	10637	23.1	645497472	1346451	11825656	541975									
16	10661	24.4	646924148	1426676	11854527	541975									
17	10685	23.9	648326113	1401965	11882943	541975									
18	10710	25	649779460	1453347	11918530	541975									
19	10733	23.2	651135305	1355845	11943491	541975									
20	10757	23.7	652521821	1386516	11975694	541975									
21	10781	23.8	653909932	1388111	12007780	541975									
22	10804	23.7	655294279	1384347	12039816	541975									
23	10830	25.7	656790190	1495911	12082591	541975									
24	10853	22.5	658114768	1324578	12104045	541975									
25	10878	24.9	659571712	1456944	12136095	541975									
26	10903	25.6	661062002	1490290	12177876	541975									
27	10926	23	662409789	1347787	12200009	541975									
28	10950	24.1	663819722	1409933	12232055	541975									
29	10973	22.7	665138478	1318756	12264094	541975									
30	10996	22.8	666463578	1325100	12296191	541975									
31	11020	24.4	667873713	1410135	12328119	541975									
Total		711		41,569,267	940,591	0									

Total Gallons Sodium Hypochlorite: 569.5 Gal

Pounds per day 23.73 Lbs/Day

Dosage (Milligrams Per Liter @ 12.5% Cl) 1.8 mg/L

Total Gallons Ferric Chloride: 261.29 Gal

Dosage (Milligrams Per Liter @ 38% FeCl) .65mg/L

Total Gallons Sodium Hydroxide: 373.27 Gal

Dosage (Gallons Per Hour @ 30% NaOH) 0.52 Gal/Hr

Total Gallons Sulfuric Acid : 246.36 Gal

Dose (Gallons Per Hour @ 93% H2SO4) 0.34 Gal/Hr

Total Backwashed 940,591 Gal

Total Reclaim 0 Gal

Total Water Pumped 41,569,267 Gal

Total Water Treated 41,569,267 Gal

Reporting Limits/Units Maximum Contaminant Levels (MCLs)

Iron = 0.100 mg/L Iron (Fe) = 0.300 mg/L (Secondary)

Manganese = 0.010 mg/L Manganese (Mn) = 0.050 mg/L (Secondary)

Arsenic = 1.0 µg/L Arsenic (As) = 10 µg/L (Primary)

Prepared By: Steve Shaw

Date: 8/5/2019



August 5, 2019

State Water Resources Control Board
Division of Drinking Water
1001 I Street
13th Floor
Sacramento, Ca. 95814

MONTHLY FLUORIDATION MONITORING REPORT

Enclosed is the Monthly Summary of the Fluoridation Monitoring from Elk Grove Water District for July 2019.

If you have any further questions, you may contact me at 916-585-9386.

A handwritten signature in blue ink, appearing to read "Steve Shaw", is written over a horizontal line.

STEVE SHAW
WATER TREATMENT SUPERVISOR

ELK GROVE WATER DISTRICT AREA 2

DISTRIBUTION SYSTEM

MONTHLY FLUORIDATION MONITORING REPORT

July-19

Week Location of Sample Monitoring Results (mg/L)

Week	Location of Sample	Date	Time	Results
1	Hollow Springs	7/2/2019	9:03 AM	0.61
1	Al Gates Park	7/2/2019	9:19 AM	0.74
1	Oreo Ranch	7/2/2019	9:47 AM	0.69
1	Blackman	7/2/2019	11:44 AM	0.60
2	Hollow Springs	7/9/2019	9:33 AM	0.6
2	Al Gates Park	7/9/2019	9:50 AM	0.66
2	Oreo Ranch	7/9/2019	10:02 AM	0.69
2	Blackman	7/9/2019	12:08 PM	0.62
3	Hollow Springs	7/16/2019	10:40 AM	0.77
3	Al Gates Park	7/16/2019	10:58 AM	0.62
3	Oreo Ranch	7/16/2019	11:11 AM	0.66
3	Blackman	7/16/2019	11:58 AM	0.45
4	Hollow Springs	7/23/2019	9:44 AM	0.65
4	Al Gates Park	7/23/2019	9:59 AM	0.58
4	Oreo Ranch	7/23/2019	10:13 AM	0.64
4	Blackman	7/23/2019	12:11 PM	0.63
5	Hollow Springs	7/30/2019	10:18 AM	0.62
5	Al Gates Park	7/30/2019	10:43 AM	0.59
5	Oreo Ranch	7/30/2019	11:14 AM	0.76
5	Blackman	7/30/2019	12:56 PM	0.67

Monthly fluoride split sample results:

Date: 8/5/2019

Water System Results: 0.74 mg/L

Approved Lab: 0.67 mg/L

Contact Name: Steve Shaw

Telephone : (916) 585-9386

System PWS Number: 3410008

Elk Grove Water District

Preventative Maintenance Program

Groundwater Wells

Monthly													Semi-annual			Annual		
													Refer: 1ST 6-MO. 2ND 6-MO.			Refer: 2019		
	JAN	FEB	MAR	APR	MAY	JUN	JUL	AUG	SEP	OCT	NOV	DEC						
Well 14D Railroad	Initials	WQ	WQ	WQ	WQ	WQ/MW	AH						Sect: 7.1	Sect: 7.2	AH		Sect: 7.3	
	Date	1/8/19	2/11/19	3/1/19	4/4/19	5/13/19	6/4/19	7/15/19							5/22/19			
	W.O.#	16871	16988	17101	17254	17313	17451	17606							17387			
Well 4D Webb	Initials	WQ	WQ	WQ	WQ	WQ/MW	AH						Sect: 8.1	Sect: 8.2	AH		Sect: 8.3	
	Date	1/15/19	2/1/19	3/6/19	4/2/19	5/7/19	6/3/19	7/11/19							5/22/19			
	W.O.#	16873	16989	17102	17255	17314	17452	17607							17388			
Well 11D Pino	Initials	WQ	WQ	WQ	WQ	WQ/MW	AH						Sect: 9.1	Sect: 9.2	AH		Sect: 9.3	
	Date	1/8/19	2/7/19	3/11/19	4/3/19	5/10/19	6/5/19	7/15/19							5/22/19			
	W.O.#	16874	16990	17103	17256	17315	17453	17608							17389			
Well 1D School	Initials	WQ	WQ	WQ	WQ	WQ/MW	AH						Sect: 13.1	Sect: 13.2	AH		Sect: 13.3	
	Date	1/15/19	2/15/19	3/6/19	4/1/19	5/13/19	6/10/19	7/3/19							5/22/19			
	W.O.#	16875	16991	17104	17257	17316	17454	17609							17390			
Well 3 Mar-Val	Initials	WQ	WQ	WQ	AH	AH	AH						Sect: 12.1	Sect: 12.2	AH		Sect: 12.4	
	Date	1/14/19	2/5/19				6/26/19											
	W.O.#	16876	16992	17105	17258	17317	17455	17610							17391			
Well 8 Williamson	Initials	AH	WQ	AH	AH	AH	AH/BW						Sect: 11.1	Sect: 11.4			Sect: 11.4	
	Date	1/7/19	2/15/19	3/18/19	4/3/19	5/16/19	6/24/19	7/29/19										
	W.O.#	16877	16993	17106	17259	17318	17456	17611										
Well 9 Polhemus	Initials	WQ	WQ	WQ	WQ	AH	AH/BW						Sect: TBD	Sect: TBD	AH		Sect: TBD	
	Date	1/10/19	2/13/19	3/5/19	4/2/19	5/14/19	6/24/19	7/29/19										
	W.O.#	16878	16994	17107	17260	17319	17457	17612										
Well 13 Hampton	Initials	AH	WQ	WQ	AH	AH	AH/BW						Sect: TBD	Sect: TBD	AH		Sect: TBD	
	Date	1/9/19	2/19/19	3/5/19	4/4/19	5/20/19	6/25/19	7/29/19										
	W.O.#	16879	16995	17108	17261	17320	17458	17613							17392			

=Well Offline

Year: 2019

Elk Grove Water District

Preventative Maintenance Program

Rairoad Water Treatment and Storage Facility

Item	Monthly												Quarterly			Semi-annual			Annual						
	Refer.	JAN	FEB	MAR	APR	MAY	JUN	JUL	AUG	SEP	OCT	NOV	DEC	Refer.	1st	2nd	3rd	4th	Refer.	1st	6 th	6 th	Refer.	2019	
Cor-Tec System	Section: 4.2	WQ 1/17/19 16880	WQ 2/4/19 17000	WQ 3/1/19 17109	WQ 4/1/19 17241	AH/WQ 5/16/19 17325	WQ/MW 6/6/19 17447	AH/BW 7/30/19 17595						Section: 4.3	AH/WQ 3/13/19 17113	WQ/MW 6/11/19 17394			Section: 4.4	AH 7/10/19 16895					
Filter System	Section: 5.1	WQ 1/16/19 16881	WQ 2/4/19 17001	WQ/AH 3/4/19 17110	WQ 4/9/19 17242	AH 5/15/19 17326	AH 6/6/19 17448	AH/BW 7/23/19 17596						Section: 5.2	AH/WQ 4/11/19 17246				Section: 5.3						
Backwash System	Section: 2.1	WQ 1/18/19 16882	WQ 2/11/19 17002	WQ 3/4/19 17111	WQ 4/8/19 17243	AH 5/10/19 17327	AH/MW 6/18/19 17449	AH/BW 7/30/19 17597						Section: 2.2	AH 4/11/19 17247				Section: 2.3						
Booster Pumps	Section: 3.1	WQ 1/22/19 16883	WQ 2/6/19 17003	WQ 3/26/19 17112	WQ 4/8/19 17244	AH 5/14/19 17328	MW 6/10/19 17450	AH 7/29/19 17598						Section: 3.2	AH 5/22/19 17393				Section: 3.2						
LAB	Section: 1.1	AH 3/29/19 17114	AH 6/25/19 17398																Section: 1.2						
Clear Wells	Section: 2.4																		Section: 2.4						
MCC	Section: 1.2																		Section: 1.2						

Year: 2019

Elk Grove Water District

Preventative Maintenance Program

Hampton Village Water Treatment Plant

Item	Monthly												Quarterly			Semi-annual			Annual				
	Refer.	JAN	FEB	MAR	APR	MAY	JUN	JUL	AUG	SEP	OCT	NOV	DEC	1st	2nd	3rd	4th	Refer.	1ST 6-MO	2ND 6-MO	Refer.	2019	
Chemical Systems	Section: TBD	AH 1/9/19 16884	AH 2/15/19 16985	AH 3/13/19 17091	AH 4/4/19 17248	AH 5/20/19 17329	AH 6/19/19 17441	AH 7/19/19 17603						AH 3/13/19 17119	AH 6/12/19 17444			Section: TBD	AH 3/13/19 17118	AH 6/12/19 17445	Section: TBD		
Filter System	Section: TBD	AH 1/9/19 16885	AH 2/15/19 16986	AH 3/13/19 17092	AH 4/4/19 17249	WQ 5/20/19 17330	AH 6/19/19 17442	AH/BW 7/29/19 17604						AH 4/11/19 17253				Section: TBD	AH 4/11/19 17446		Section: TBD		
Backwash System	Section: TBD	AH 1/9/19 16886	AH 2/15/19 16987	AH 3/13/19 17093	AH 4/4/19 17250	AH 5/20/19 17331	AH 6/19/19 17443	AH/BW 7/29/19 17605						AH 3/13/19 17118	AH 6/10/19 17445			Section: TBD	AH 3/13/19 17118	AH 6/10/19 17445	Section: TBD		
LAB	Initials Date W.O. #													AH	AH			Section: TBD	AH	AH	Section: TBD		
MCC	Initials Date W.O. #																	Section: TBD			Section: TBD		

Elk Grove Water District

Preventative Maintenance Program

Standby Generators

Item	Monthly												Annual		
	Refer.	JAN	FEB	MAR	APR	MAY	JUN	JUL	AUG	SEP	OCT	NOV	DEC	Refer.	2019
Railroad	Initials	WQ	WQ	WQ	WQ	WQ	WQ	WQ	WQ	WQ	WQ	WQ	WQ	Section:	TBD
	Date	1/16/19	2/6/19	3/26/19	4/4/19	5/16/19	6/12/19	7/15/19							
	W.O. #	16887	16996	17094	17262	17321	17437	17599							
Webb	Initials	WQ	WQ	WQ	WQ	WQ	MW	AH/BW						Section:	TBD
	Date	1/15/19	2/28/19	3/18/19	4/2/19	5/7/19	6/20/19	7/25/19							
	W.O. #	16888	16997	17098	17263	17322	17438	17600							
Dino	Initials	WQ	WQ	WQ	WQ	WQ	MW	AH						Section:	TBD
	Date	1/8/19	2/7/19	3/11/19	4/3/19	5/10/19	6/20/19	7/8/19							
	W.O. #	16889	16998	17099	17264	17323	17439	17601							
Admin.	Initials	AH	WQ	AH	AH	AH	AH/MW	AH						Section:	TBD
	Date	1/20/19	2/28/19	3/18/19	4/7/19	5/16/19	6/19/19	7/21/19							
	W.O. #	16890	16999	17100	17265	17324	17440	17602							
		= Load Test													

Elk Grove Water District
Backflow Prevention Program 2019

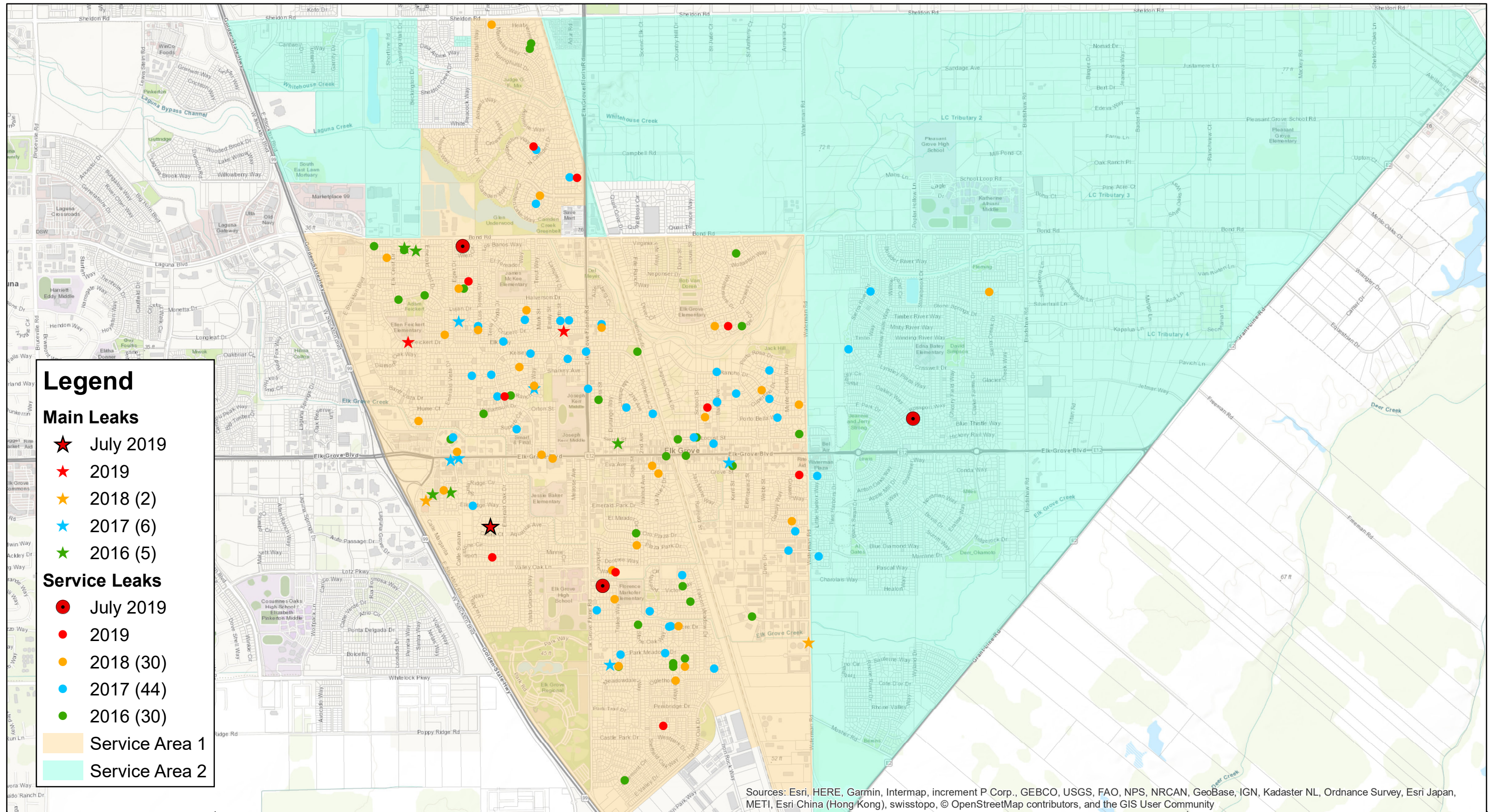
Backflow Device Reports												
CURRENT	JAN	FEB	MAR	APR	MAY	JUN	JUL	AUG	SEP	OCT	NOV	DEC
Notices Issued	48	40	78	15	63	73	153					
Assemblies Tested	41	15	38	14	57	16	110					
Passed Initial Test	41	11	30	14	54	16	99					
Failed Initial Test	0	4	8	0	3	0	11					
Failed Devices Retested-----Passed		4	8		3	0	9					
Investigations or Address Change	0	0	13	0	0	1						
Inactivated Devices	2	0	0	0	0	0						
Schedule Code Changed	0	0	0	0	0	0						
Devices Turned Off	0	0	0	0	0	0						
2nd Notices Issued	5	25	26	1	6	57	43					

Monthly Outstanding Delinquents	0	0	0	0	0	1	21	0	0	0	0	0
---------------------------------	---	---	---	---	---	---	----	---	---	---	---	---

Total Outstanding Delinquents	22
--------------------------------------	-----------

Elk Grove Water District
 Safety Meetings/Training
 July 2019

Date	Topic	Attendees	Hosted By
7/1/2019	Biohazards	Alan Aragon, Aaron Hewitt, Sean Hinton, Justin Mello, Jose Mendoza, Chris Phillips, William Sadler, Steve Shaw, Brandon Wagner, Marcell Wilson	Sarah Jones
7/15/2019	Code of Safe Practices	Alan Aragon, David Frederick, Aaron Hewitt, Sean Hinton, Justin Mello, Sal Mendoza, Jose Mendoza, Chris Phillips, William Sadler, Steve Shaw, John Vance, Brandon Wagner, Marcell Wilson, Vue Xiong	Sarah Jones
7/25/2019	Ticks	Alan Aragon, Aurelia Camilo, Travis Franklin, Thomas Dainat, David Frederick, Aaron Hewitt, Sean Hinton, Amber Kavert, Patrick Lee, Mark Madison, Denise Maxwell, Justin Mello, Sal Mendoza, Jose Mendoza, Donella Murrillo, Chris Phillips, Cindy Robertson, William Sadler, Steve Shaw, John Vance, Brandon Wagner, Tonia Williams, Marcell Wilson, Vue Xiong	Sarah Jones



Legend

Main Leaks

- ★ July 2019
- ★ 2019
- ★ 2018 (2)
- ★ 2017 (6)
- ★ 2016 (5)

Service Leaks

- July 2019
- 2019
- 2018 (30)
- 2017 (44)
- 2016 (30)



- Service Area 1
- Service Area 2

Sources: Esri, HERE, Garmin, Intermap, increment P Corp., GEBCO, USGS, FAO, NPS, NRCAN, GeoBase, IGN, Kadaster NL, Ordnance Survey, Esri Japan, METI, Esri China (Hong Kong), swisstopo, © OpenStreetMap contributors, and the GIS User Community

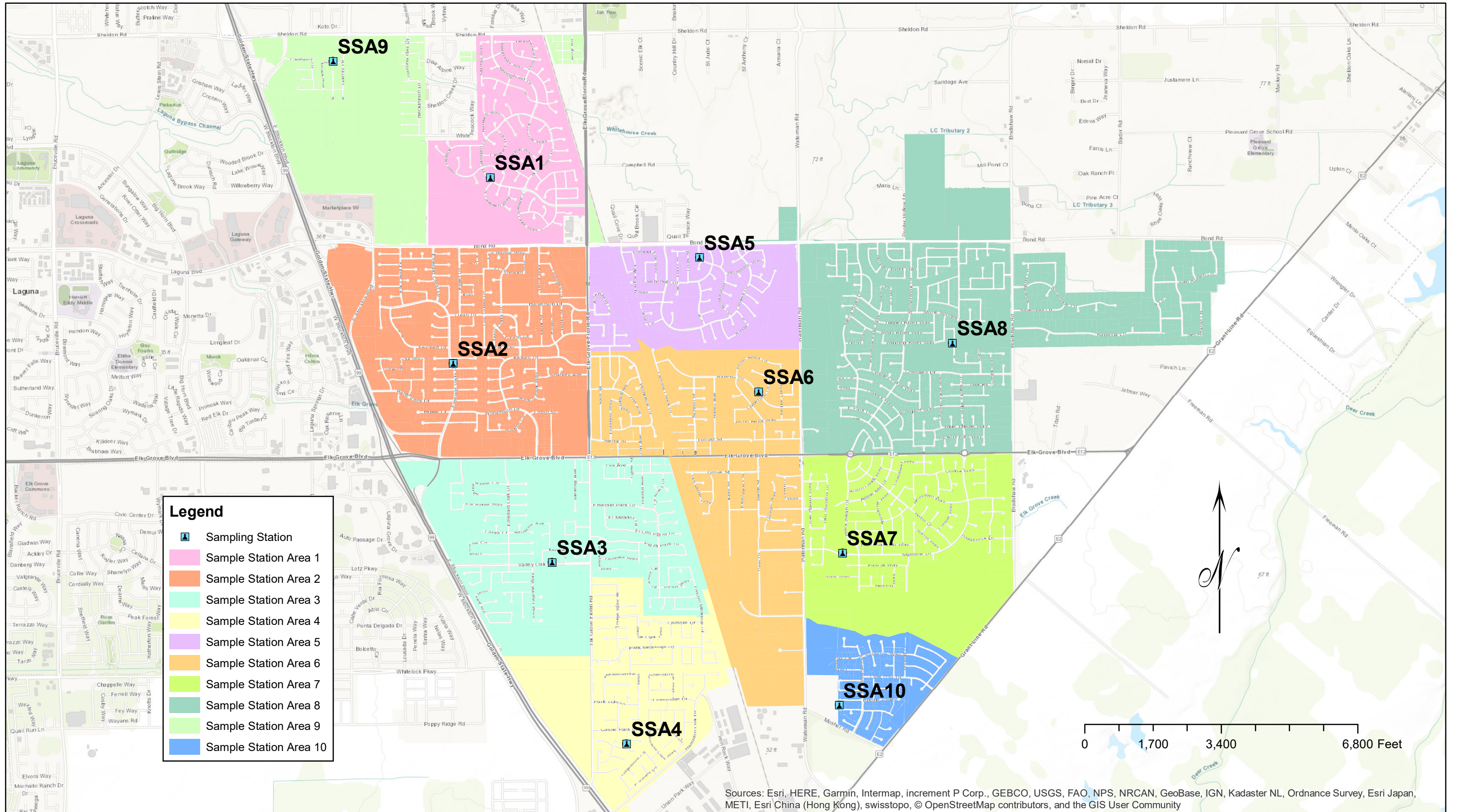
July 2019	
Main Line Leaks: 1	YTD: 3
Service Line Leaks: 3	YTD: 13
Total Leaks: 4	YTD: 16



Elk Grove Water District Main and Service Line Leaks Map



Elk Grove Water District	
Main & Service Line Leaks	
Created by: Travis Franklin	
Date: August 6, 2019	



Sample Stations: 10



Elk Grove Water District

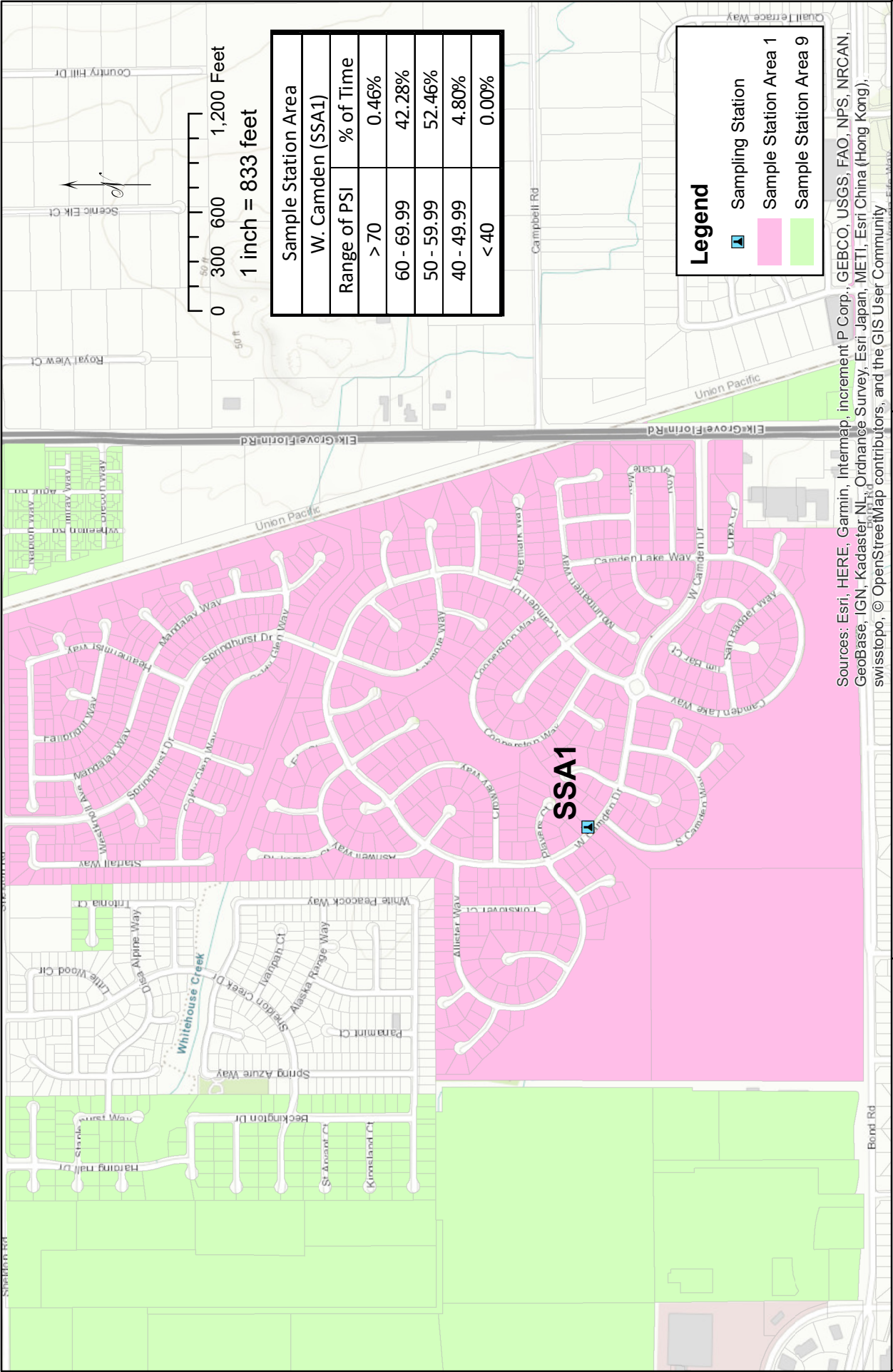
Sample Station Areas

Projected Coordinate System: NAD 83 State Plane CA II FIPS 0402

Source: EGWD GIS database




Modified by: Travis Franklin

August 7, 2019



Sample Station Area	
W. Camden (SSA1)	
Range of PSI	% of Time
> 70	0.46%
60 - 69.99	42.28%
50 - 59.99	52.46%
40 - 49.99	4.80%
< 40	0.00%

Legend

-  Sampling Station
-  Sample Station Area 1
-  Sample Station Area 9

Sample Station #1

Note: Sample Station takes a reading every 5 minutes.

July 2019

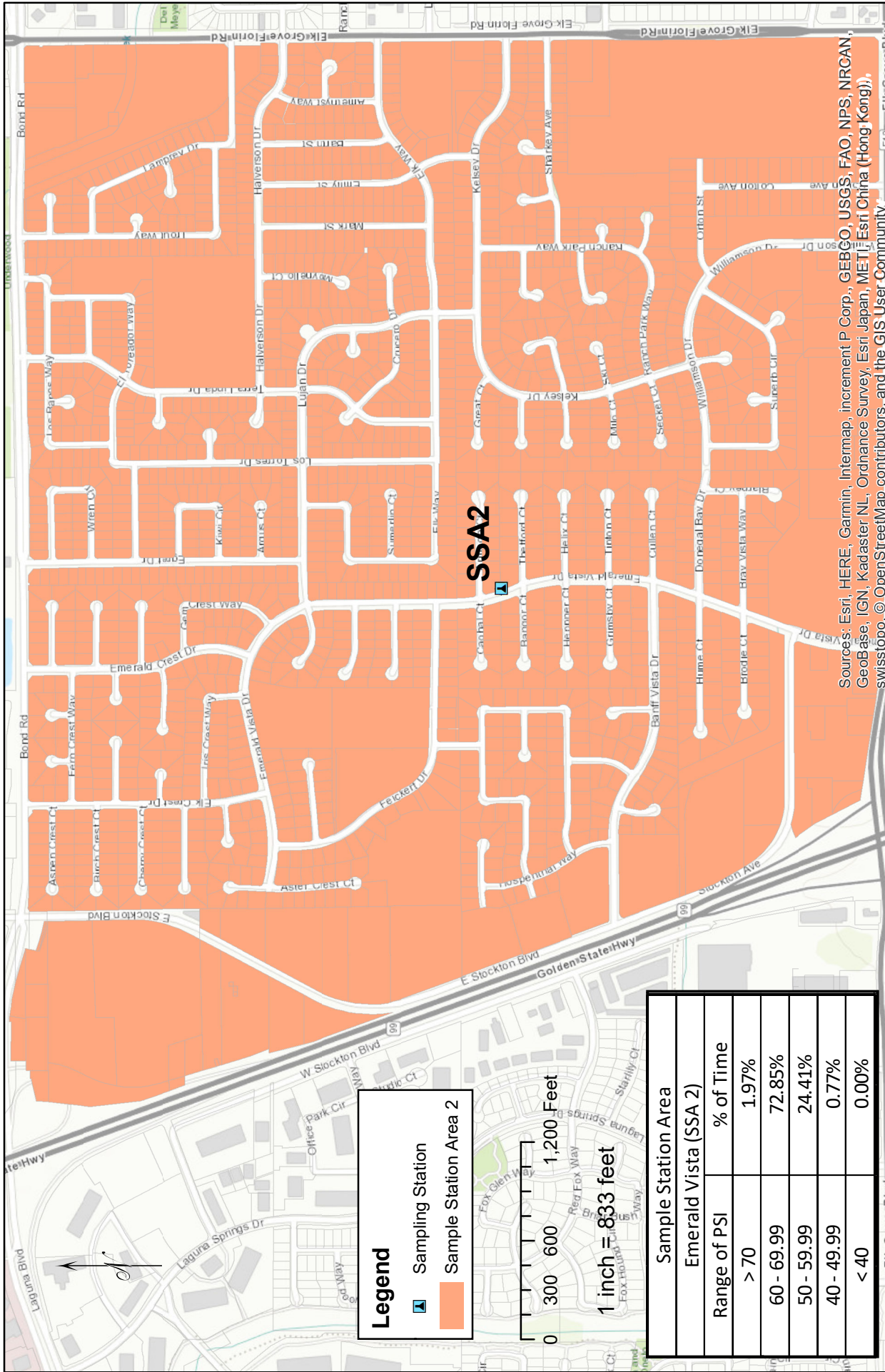


Elk Grove Water District

System Pressure Monitoring

Projected Coordinate System:
 NAD 83 State Plane CA II FIPS 0402
 Source: EGWD GIS database
 Created by: Travis Franklin
 August 7, 2019

Sources: Esri, HERE, Garmin, Intermap, increment P Corp., GEBCO, USGS, FAO, NPS, NRCAN, GeoBase, IGN, Kadaster NL, Ordnance Survey, Esri Japan, METI, Esri China (Hong Kong), swisstopo, © OpenStreetMap contributors, and the GIS User Community



Legend

- Sampling Station
- Sample Station Area 2



Sample Station Area	% of Time
Emerald Vista (SSA 2)	
Range of PSI	
> 70	1.97%
60 - 69.99	72.85%
50 - 59.99	24.41%
40 - 49.99	0.77%
< 40	0.00%

Sample Station #2

Note: Sample Station takes a reading every 5 minutes.

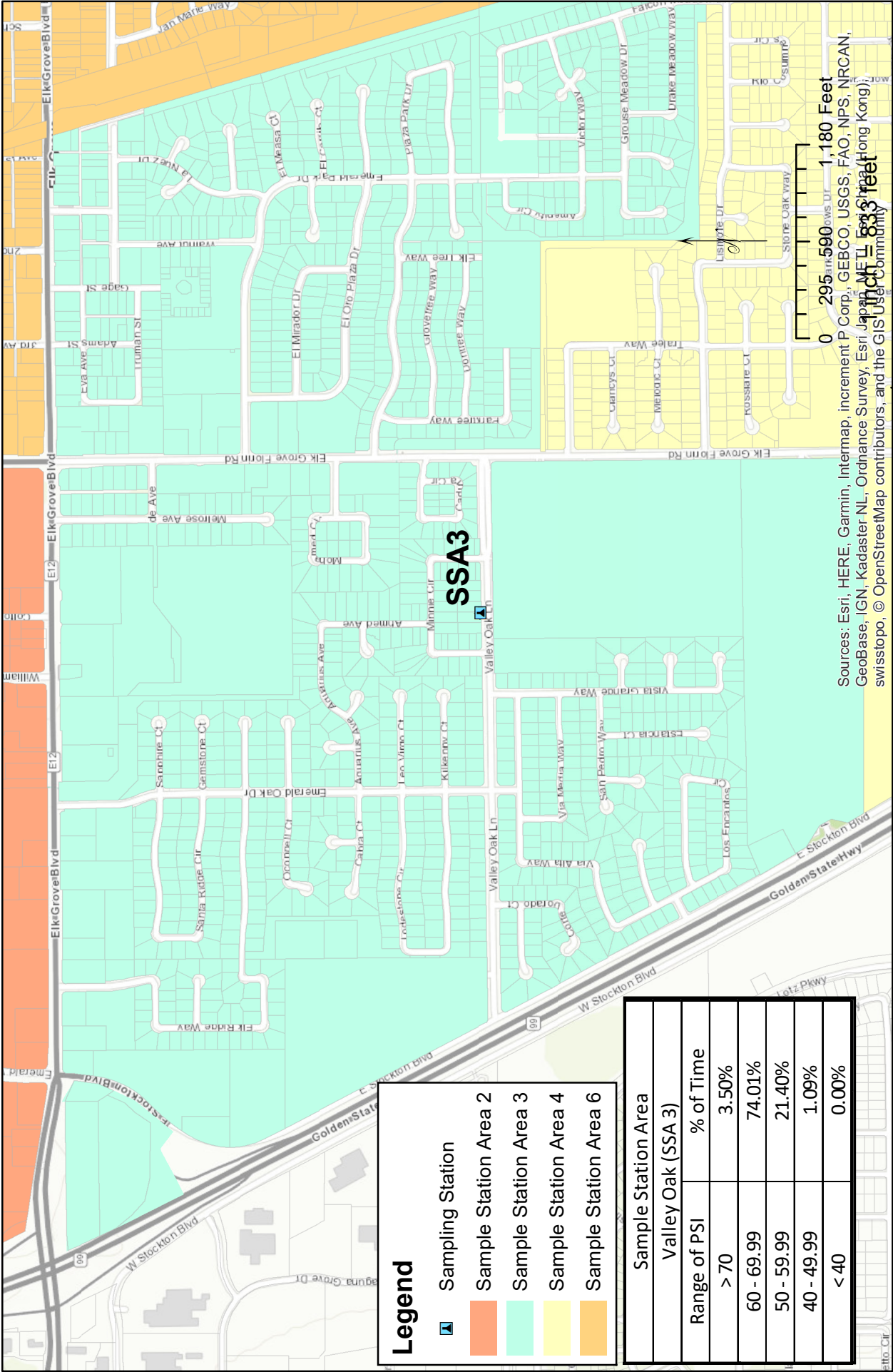
July 2019



Elk Grove Water District
System Pressure Monitoring

Projected Coordinate System:
 NAD 83 State Plane CA II FIPS 0402
 Source: EGWD GIS database
 Created by: Travis Franklin
 August 7, 2019

Sources: Esri, HERE, Garmin, Intermap, increment P Corp., GEBCO, USGS, FAO, NPS, NRCAN, GeoBase, IGN, Kadaster NL, Ordnance Survey, Esri Japan, METI, Esri China (Hong Kong), Swisstopo, © OpenStreetMap contributors, and the GIS User Community



Legend

- Sampling Station
- Sample Station Area 2
- Sample Station Area 3
- Sample Station Area 4
- Sample Station Area 6

Sample Station Area	% of Time
Valley Oak (SSA 3)	
Range of PSI	
> 70	3.50%
60 - 69.99	74.01%
50 - 59.99	21.40%
40 - 49.99	1.09%
< 40	0.00%

Sample Station #3

Note: Sample Station takes a reading every 5 minutes.

July 2019

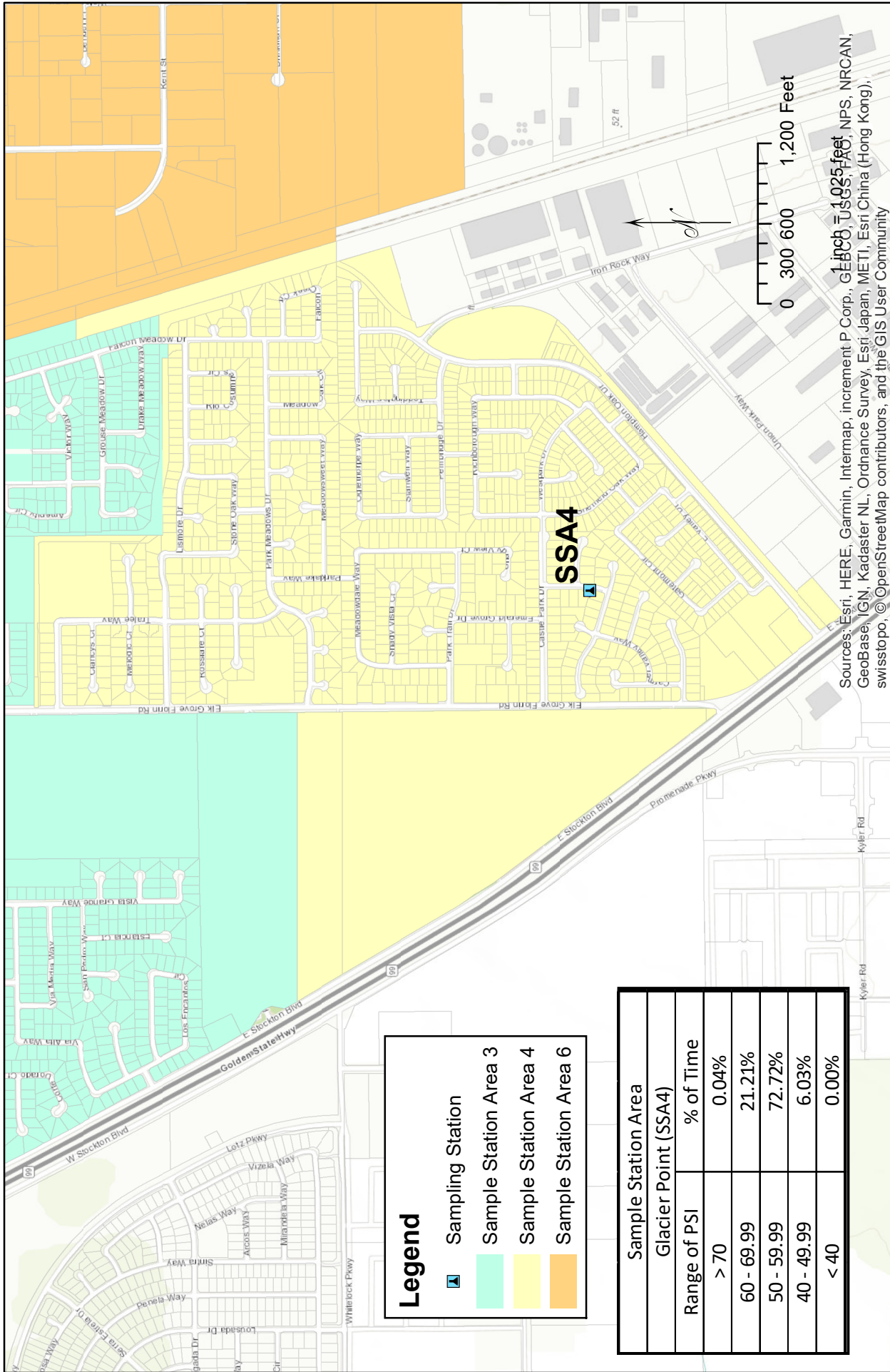
Elk Grove Water District
System Pressure Monitoring



Projected Coordinate System:
NAD 83 State Plane CA II FIPS 0402
Source: EGWD GIS database
Created by: Travis Franklin
August 7, 2019

Sources: Esri, HERE, Garmin, Intermap, increment P Corp., GEBCO, USGS, FAO, NPS, NRCAN, GeoBase, IGN, Kadaster NL, Ordnance Survey, Esri Japan, Swisstopo, Swisstopo, © OpenStreetMap contributors, and the GIS User Community





Projected Coordinate System:
 NAD 83 State Plane CA II FIPS 0402
 Source: EGWD GIS database
 Created by: Travis Franklin
 August 7, 2019

Elk Grove Water District

System Pressure Monitoring



Legend

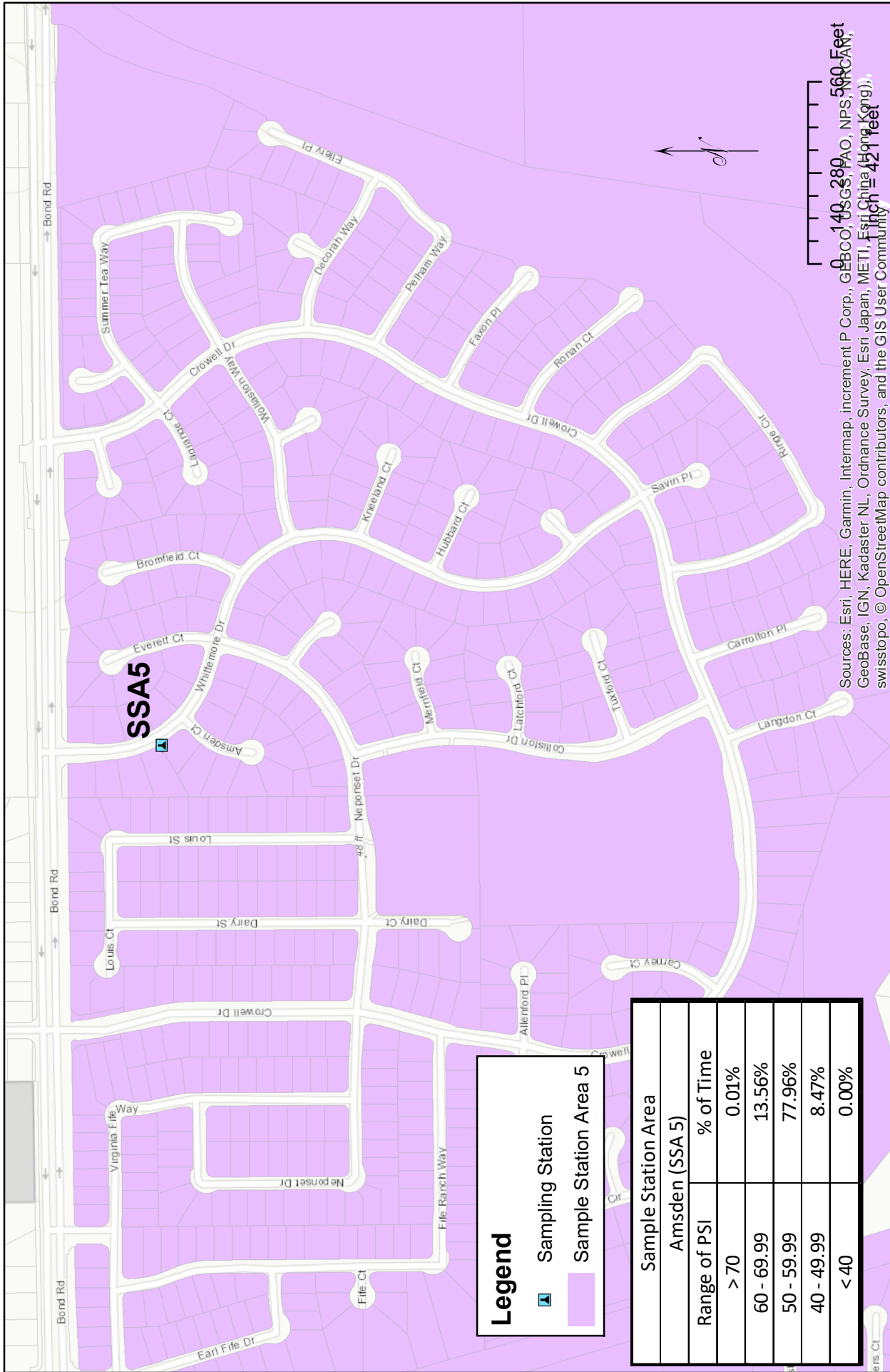
- Sampling Station
- Sample Station Area 3
- Sample Station Area 4
- Sample Station Area 6

Sample Station Area	Glacier Point (SSA4)
Range of PSI	% of Time
> 70	0.04%
60 - 69.99	21.21%
50 - 59.99	72.72%
40 - 49.99	6.03%
< 40	0.00%

Sample Station #4

Note: Sample Station takes a reading every 5 minutes.

July 2019



Sources: Esri, HERE, Garmin, Intermap, increment P Corp., GEBCO, CNES, AO, NPS, Esri, GeoBase, IGN, Kadaster NL, Ordnance Survey, Esri Japan, METI, Esri China (Hong Kong), Swisstopo, © OpenStreetMap contributors, and the GIS User Community

Legend

-  Sampling Station
-  Sample Station Area 5

Sample Station Area	
Amsden (SSA 5)	
Range of PSI	% of Time
> 70	0.01%
60 - 69.99	13.56%
50 - 59.99	77.96%
40 - 49.99	8.47%
< 40	0.00%



Elk Grove Water District

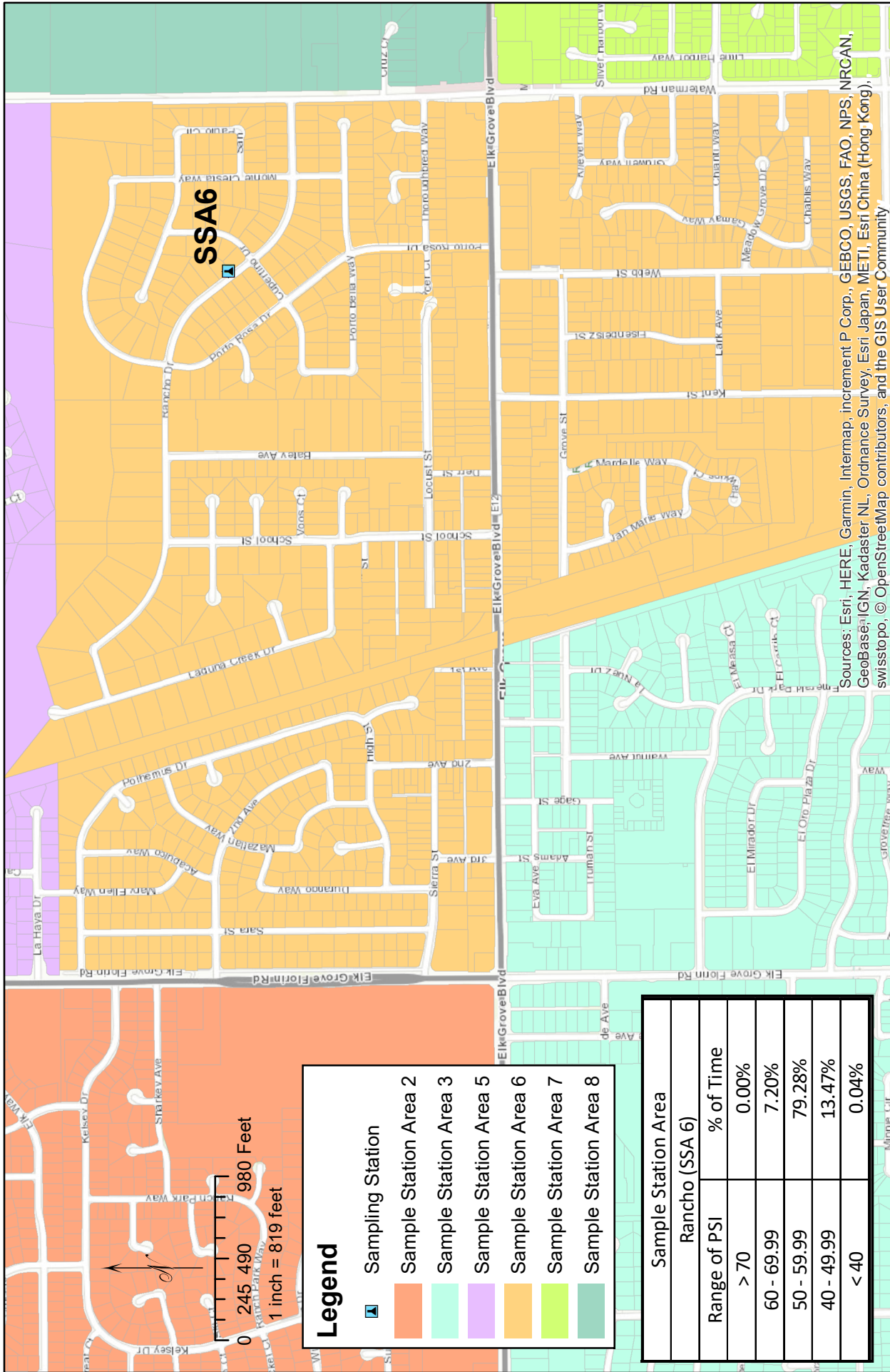
System Pressure Monitoring

Projected Coordinate System:
 NAD 83 State Plane CA II FIPS 0402
 Source: EGWD GIS database
 Created by: Travis Franklin
 August 7, 2019

Sample Station #5

Notes: Sample Station takes a reading every 5 minutes.

July 2019



Legend

- Sampling Station
- Sample Station Area 2
- Sample Station Area 3
- Sample Station Area 5
- Sample Station Area 6
- Sample Station Area 7
- Sample Station Area 8

Sample Station Area	Range of PSI	% of Time
Rancho (SSA 6)	> 70	0.00%
	60 - 69.99	7.20%
	50 - 59.99	79.28%
	40 - 49.99	13.47%
	< 40	0.04%

Sample Station #6

Note: Sample Station takes a reading every 5 minutes.

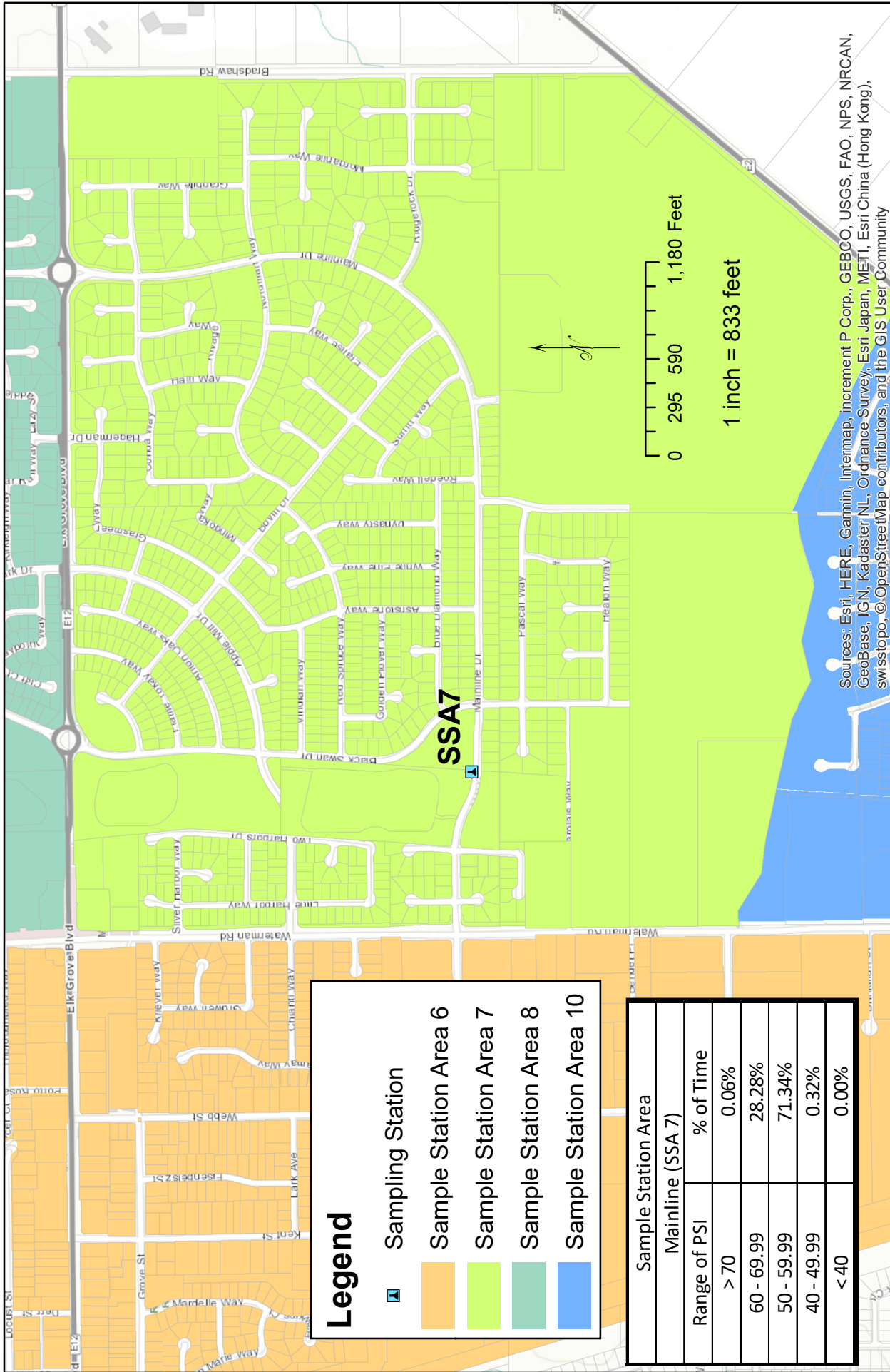
July 2019



Eik Grove Water District
System Pressure Monitoring

Projected Coordinate System:
NAD 83 State Plane CA II FIPS 0402
Source: EGWD GIS database
Created by: Travis Franklin
August 7, 2019

Sources: Esri, HERE, Garmin, Intermap, increment P Corp., GEBCO, USGS, FAO, NPS, NRCAN, GeoBase, IGN, Kadaster NL, Ordnance Survey, Esri Japan, METI, Esri China (Hong Kong), Swisstopo, © OpenStreetMap contributors, and the GIS User Community



Legend

- Sampling Station
- Sample Station Area 6
- Sample Station Area 7
- Sample Station Area 8
- Sample Station Area 10

Sample Station Area	% of Time
Mainline (SSA 7)	
Range of PSI	
> 70	0.06%
60 - 69.99	28.28%
50 - 59.99	71.34%
40 - 49.99	0.32%
< 40	0.00%

Sample Station #7

Note: Sample Station takes a reading every 5 minutes.

July 2019

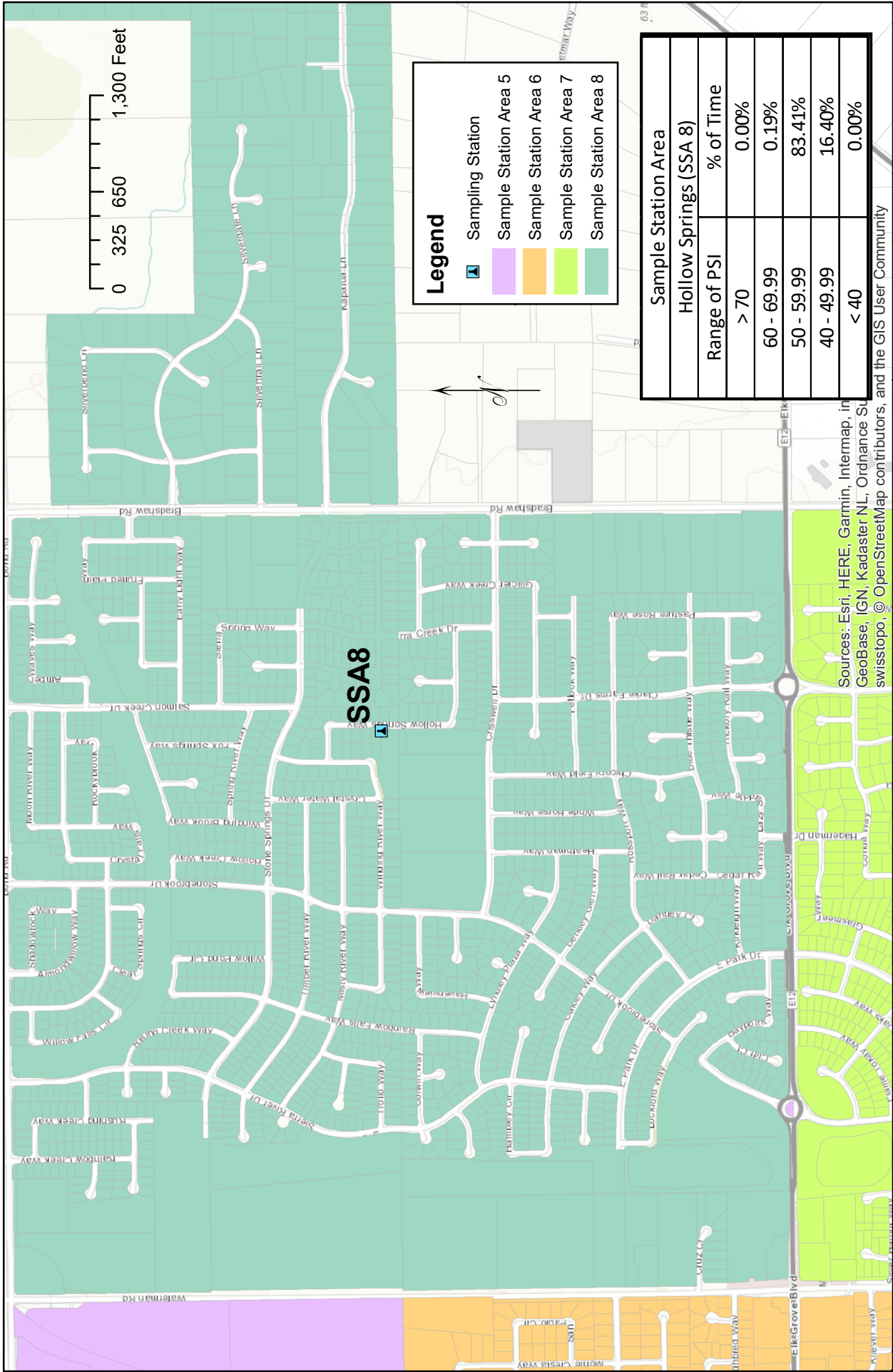
Elk Grove Water District

System Pressure Monitoring



Projected Coordinate System:
 NAD 83 State Plane CA II FIPS 0402
 Source: EGWD GIS database
 Created by: Travis Franklin
 August 7, 2019

Sources: Esri, HERE, Garmin, Intermap, increment P Corp., GEBCO, USGS, FAO, NPS, NRCAN, GeoBase, IGN, Kadaster NL, Ordnance Survey, Esri Japan, METI, Esri China (Hong Kong), swisstopo, ©OpenStreetMap contributors, and the GIS User Community



Legend

- Sampling Station
- Sample Station Area 5
- Sample Station Area 6
- Sample Station Area 7
- Sample Station Area 8

Sample Station Area	
Hollow Springs (SSA 8)	
Range of PSI	% of Time
> 70	0.00%
60 - 69.99	0.19%
50 - 59.99	83.41%
40 - 49.99	16.40%
< 40	0.00%

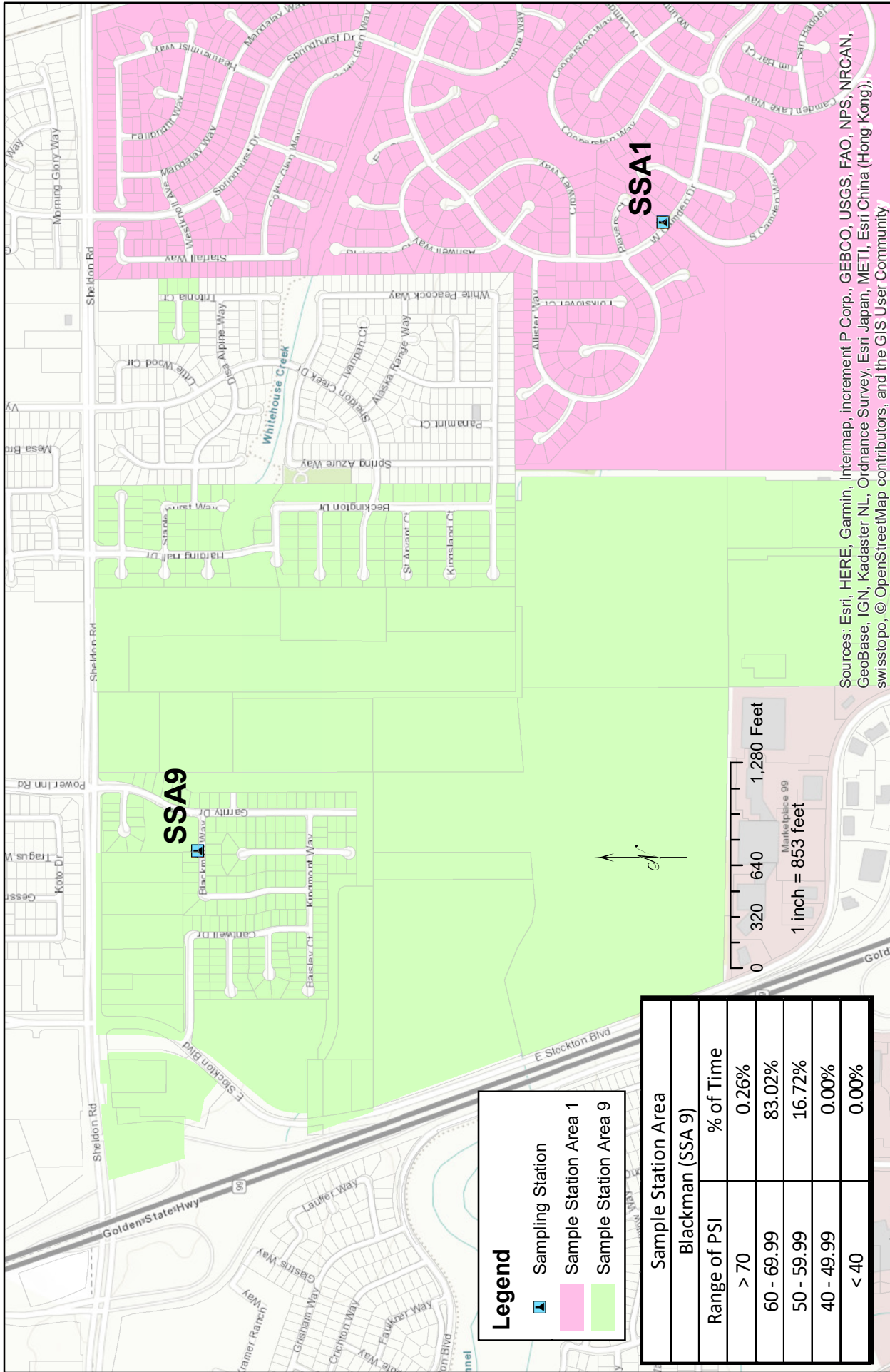
Sources: Esri, HERE, Garmin, Intermap, in GeoBase, IGN, Kadaster NL, Ordnance Survey, swisstopo, © OpenStreetMap contributors, and the GIS User Community

Sample Station #8
 Note: Sample Station takes a reading every 5 minutes.
 July 2019

Elk Grove Water District
 System Pressure Monitoring



Projected Coordinate System:
 NAD 83 State Plane CA II FIPS 0402
 Source: EGWD GIS database
 Created by: Travis Franklin
 August 7, 2019



Sources: Esri, HERE, Garmin, Intermap, increment P Corp., GEBCO, USGS, FAO, NPS, NRCAN, GeoBase, IGN, Kadaster NL, Ordnance Survey, Esri Japan, METI, Esri China (Hong Kong), swisstopo, © OpenStreetMap contributors, and the GIS User Community

Legend

- Sampling Station
- Sample Station Area 1
- Sample Station Area 9

Sample Station Area	Blackman (SSA 9)	Range of PSI	% of Time
		> 70	0.26%
		60 - 69.99	83.02%
		50 - 59.99	16.72%
		40 - 49.99	0.00%
		< 40	0.00%

Sample Station #9

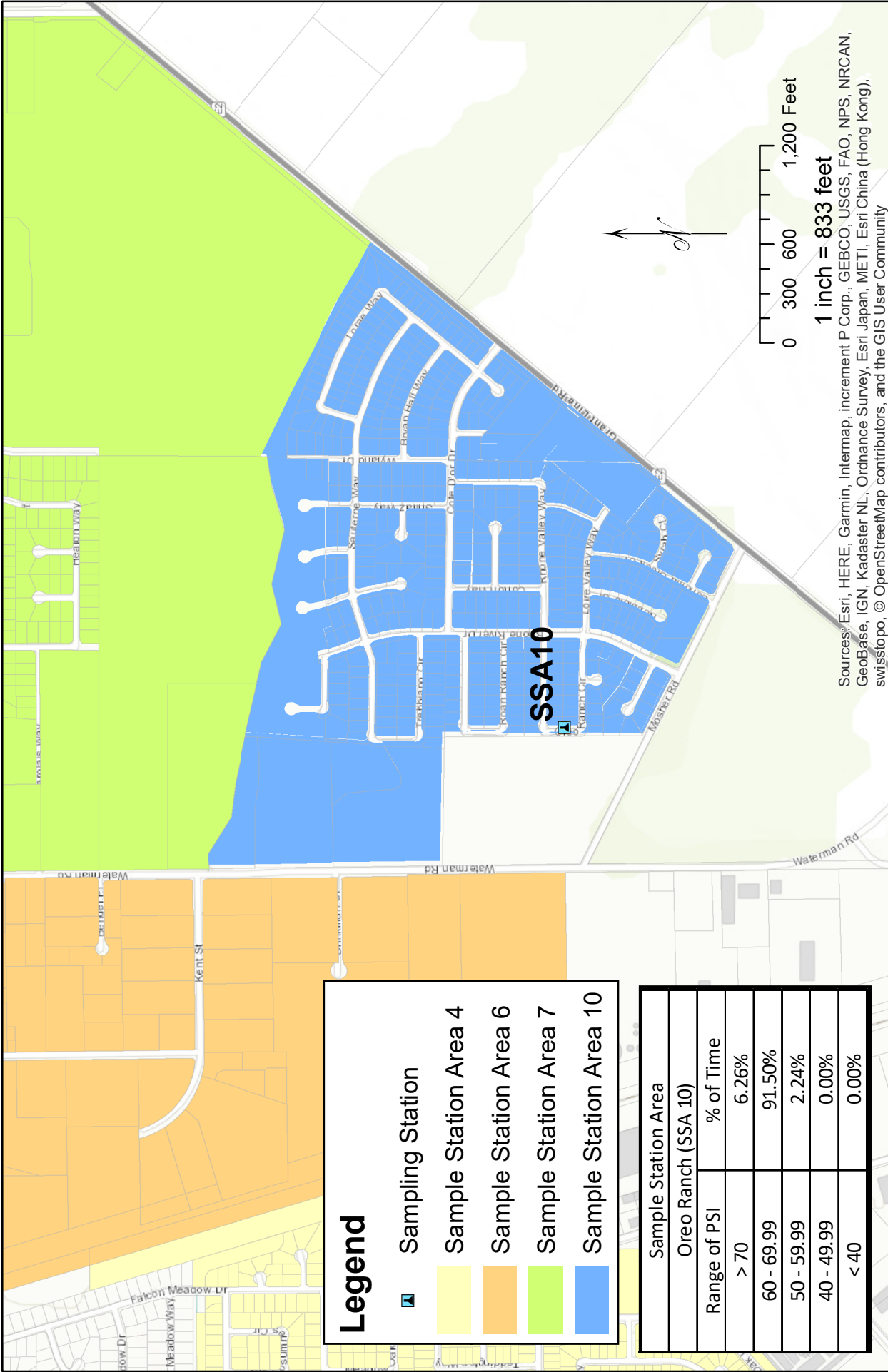
Note: Sample Station takes a reading every 5 minutes.

July 2018

Elk Grove Water District
System Pressure Monitoring



Projected coordinate system:
NAD 83 State Plane CA II FIPS 0402
Source: EGWD GIS database
Created by: Travis Franklin
August 7, 2019



Legend


- Sampling Station
- Sample Station Area 4
- Sample Station Area 6
- Sample Station Area 7
- Sample Station Area 10

Sample Station Area	Oreo Ranch (SSA 10)
Range of PSI	% of Time
> 70	6.26%
60 - 69.99	91.50%
50 - 59.99	2.24%
40 - 49.99	0.00%
< 40	0.00%

Sample Station #10

Note: Sample Station takes a reading every 5 minutes.

July 2019



Elk Grove Water District
System Pressure Monitoring

Projected Coordinate System:
NAD 83 State Plane CA II FIPS 0402

Source: EGWD GIS database
Created by: Travis Franklin
August 7, 2019

Sources: Esri, HERE, Garmin, Intermap, increment P Corp., GEBCO, USGS, FAO, NPS, NRCAN, GeoBase, IGN, Kadaster NL, Ordnance Survey, Esri Japan, METI, Esri China (Hong Kong), swisstopo, © OpenStreetMap contributors, and the GIS User Community



1 inch = 833 feet



August 21, 2019

TO: Chairperson and Directors of the Florin Resource Conservation District

FROM: Stefani Phillips, Board Secretary

SUBJECT: **NOMINATION OF SACRAMENTO LOCAL AGENCY FORMATION COMMISSION SPECIAL DISTRICT COMMISSIONER AND ALTERNATE SPECIAL DISTRICT COMMISSIONER**

RECOMMENDATION

It is recommended that the Florin Resource Conservation District Board of Directors consider nominating one (1) Board member to serve as a Special District Commissioner and one (1) Board member to serve as Alternate Special District Commissioner for the Sacramento Local Agency Formation Commission.

SUMMARY

Sacramento Local Agency Formation Commission (LAFCo) has seven (7) commissioners and six (6) alternate commissioners serving staggered four (4) year terms. Sacramento LAFCo is soliciting nominations for one (1) Special District Commissioner's (Commissioner) seat for the term of January 1, 2020 through December 31, 2023. The seat for Alternate Commissioner (Alternate) has been vacated and the term will expire on December 31, 2021. The nominations for the Commissioner and Alternate will be accumulated and a ballot will be sent to each agency for voting.

By this action, the Florin Resource Conservation District (FRCD) Board of Directors (Board) may nominate one (1) Board member for Commissioner and one (1) Board member to serve as Alternate for Sacramento LAFCo.

DISCUSSION

Background

Local Agency Formation Commissions were established in 1963 by the State and are charged with ensuring that local government organizations adhere to established policies and procedures regarding annexations, organizations and other changes. There are seven (7) members of the Sacramento LAFCo, two (2) members from city councils in the Sacramento County region, who are appointed by a committee of mayors from each city in Sacramento County; two (2) Sacramento County Supervisors, who are appointed by the Sacramento County Board of Supervisors; two (2) members from Special Districts, who are elected by a vote of the Special Districts; and one (1) public member.

**NOMINATION OF SACRAMENTO LOCAL AGENCY FORMATION COMMISSION
SPECIAL DISTRICT COMMISSIONER AND ALTERNATE SPECIAL DISTRICT
COMMISSIONER**

Page 2

Present Situation

Sacramento LAFCo is soliciting nominations for one (1) Commissioner's seat for the term of January 1, 2020 through December 31, 2023. The Alternate's seat has been vacated and the term will expire on December 31, 2021. The nomination for the Commissioner and Alternate will be accumulated and a ballot will be sent to each agency for voting.

Staff recommends the Board consider the nomination of Board members to serve as a Commissioner and an Alternate for the Sacramento LAFCo and provide direction.

ENVIRONMENTAL CONSIDERATIONS

There are no direct environmental considerations associated with this report.

STRATEGIC PLAN CONFORMITY

This item generally complies with the FRCD/Elk Grove Water District 2012-2017 Strategic Plan as it pertains to Cooperative Programs.

FINANCIAL SUMMARY

There is no financial impact associated with this item at this time.

Respectfully Submitted,



STEFANI PHILLIPS,
BOARD SECRETARY

August 21, 2019

TO: Chairperson and Directors of the Florin Resource Conservation District
FROM: Stefani Phillips, Board Secretary
SUBJECT: **REGULAR BOARD MEETING LOCATION AND SCHEDULE**

RECOMMENDATION

It is recommended that the Florin Resource Conservation District Board of Directors discuss and provide direction to staff.

SUMMARY

The Florin Resources Conservation District (FRCD) Board of Directors (Board) has expressed interest in holding the FRCD Regular Board Meetings at the Cosumnes Community Services District (CCSD) board room.

By this action, the Board will discuss the agenda item and provide direction to staff.

DISCUSSION

Background

FRCD has held all meetings including the Regular Board Meetings at the Elk Grove Water District (EGWD) for the past four (4) years. During this time, the FRCD Regular Board Meetings have been held on the third Wednesday of each month. Previously, the FRCD Regular Board Meetings were held at the CCSD board room, on the fourth Wednesday of each month, because the CCSD held their Board meetings on the first and third Wednesdays of each month.

After a fire demolished the CCSD building, the FRCD began using the conference room at the EGWD administration building and changed their meeting day to the third Wednesday of each month. By changing the meeting day, it allowed more flexibility for Board members and staff to attend the CCSD Regular Board Meetings and the Elk Grove City Council Meetings, as well as providing enough time to issue bill inserts to EGWD customers, when necessary.

Present Situation

Recently, the CCSD held their grand opening of the new CCSD building. Since then, the Board has expressed interest in holding the FRCD Regular Board Meetings back at the

REGULAR BOARD MEETING LOCATION AND SCHEDULE

Page 2

CCSD board room. Associated with the location change, the FRCD Board will need to consider changing the FRCD Regular Board Meeting day from the third Wednesday of each month to another suitable day because this day is in conflict with the CCSD's Board Meeting day. The Board will also need to consider which meeting day will allow a sufficient amount of time to prepare and distribute bill inserts, should action be taken at a Regular Board Meeting that impacts the EGWD rate payers.

Staff is asking the Board to discuss this agenda item and provide direction to staff.

ENVIRONMENTAL CONSIDERATIONS

There are no direct environmental considerations associated with this report.

STRATEGIC PLAN CONFORMITY

This item complies with the District's Business Practice goals of the 2012-2017 Strategic Plan.

FINANCIAL SUMMARY

If the Board takes action to use the CCSD board room, the financial impact on the EGWD Fiscal Year 2019-20 Operational Budget will be approximately \$150 per meeting for one of the CCSD's staff member's time.

Respectfully Submitted,



STEFANI PHILLIPS,
BOARD SECRETARY

August 21, 2019

TO: Chairperson and Directors of the Florin Resource Conservation District
FROM: Bruce M. Kamilos, Assistant General Manager
SUBJECT: **REPORT ON GROUNDWATER RECHARGE ACTIVITIES**

RECOMMENDATION

This item is presented for information only. No action by the Florin Resource Conservation District Board of Directors is proposed at this time.

SUMMARY

On April 18, 2018, the Florin Resource Conservation District (FRCD) Board of Directors (Board) passed a resolution declaring that all future activities performed by the FRCD be limited to water-related activities that provide a benefit to the Elk Grove Water District (EGWD) ratepayers. Groundwater recharge is a potential water-related activity that could provide a benefit to EGWD ratepayers. At the June 19, 2019 FRCD regular board meeting, Director Elliot Mulberg inquired about the status of groundwater recharge activities in the region. It was decided at that meeting that staff would return at a future board meeting with a report on the matter. Staff has prepared the following report as an overview of the groundwater activities in which FRCD/EGWD and others in the region are engaged.

DISCUSSION

Background

On April 18, 2018, the Board passed a resolution declaring that all future activities performed by the FRCD be limited to water-related activities that provide a benefit to the EGWD ratepayers. Groundwater recharge is a potential water-related activity that could provide a benefit to EGWD ratepayers.

Present Situation

There are a number of activities related to groundwater recharge that are currently underway. These activities are as follows.

1) Sacramento Regional Water Bank

The Sacramento Regional Water Bank (Water Bank) is an exciting project that was launched out of the Regional Water Reliability Plan developed by the Regional Water Authority (RWA). FRCD/EGWD actively participates on RWA and Assistant General

REPORT ON GROUNDWATER RECHARGE ACTIVITIES

Page 2

Manager Bruce Kamilos actively participated in the development of the Regional Water Reliability Plan.

The Water Bank is a groundwater storage program that will allow the Sacramento region to sustainably increase use of groundwater as a local water source during dry periods. This will allow reduced surface water diversions to help meet local environmental needs.

The Water Bank will operate by coordinating the use of surface water and groundwater. When surface water supplies are plentiful, water providers in the region will draw more water from Folsom Lake and local rivers and use it to offset existing demand for groundwater. This effectively increases groundwater storage, resulting in a deposit in the Water Bank. During dry years, recovery of stored groundwater will occur through additional pumping, resulting in a withdrawal from the Water Bank. The Water Bank will be managed consistent with local groundwater sustainability plans.

2) Sacramento Area Flood Control Agency (SAFCA) Joint Proposition

On July 17, 2019, FRCD/EGWD representatives Tom Nelson, Mark Madison, and Bruce Kamilos met with SAFCA Directors of Planning Tim Washburn and Gary Bardini. The purpose of the meeting was to discuss the possibility of a joint effort to conduct groundwater recharge in an area that is located in FRCD's northeastern territory. The idea of using potential surplus water in the Folsom South Canal for recharge, either by applying the water to spreading basins, or injecting it into the ground through injection wells was discussed. Tim Washburn mentioned that SAFCA has received \$1.8 billion in federal appropriations for flood control that should be spent over the next five (5) years. SAFCA is pursuing a number of projects that, integrated together, will provide vastly improved flood control for the region. There may be a possibility to include groundwater recharge into the plans. It was discussed that SAFCA would most likely serve as the lead agency on any such groundwater recharge project and FRCD would participate in a joint capacity. It may be possible for FRCD to financially participate in part or whole through the use of in-kind services. In-kind services use hours of time spent in place of actual dollars spent.

SAFCA is using the consulting engineering firm, Woodard & Curran, for water modeling. Woodard & Curran is a recognized leader in water modeling. They have performed extensive groundwater modeling for RWA, the Sacramento Groundwater Authority, and the Kern Water Bank. Tim Washburn and Gary Bardini suggested that the FRCD meet with Glenn Hernanson and Saquib Najmus from Woodard & Curran to discuss groundwater recharge. On August 6, 2019, Tom Nelson, Mark Madison, and Bruce Kamilos met with them to explain FRCD's ideas. As a result of that meeting, Woodard & Curran is preparing a letter proposal to perform groundwater modeling for the FRCD. The groundwater modeling would quantify the effect of various recharge scenarios on the

REPORT ON GROUNDWATER RECHARGE ACTIVITIES

Page 3

groundwater levels under the EGWD boundary. Based on the modeling results, a determination could be made on the benefits of groundwater recharge for EGWD ratepayers.

3) Sacramento Central Groundwater Authority (SCGA)

The FRCD/EGWD actively participates as a board member of the SCGA. SCGA recently received news that its Alternative Plan submittal was denied by the Department of Water Resources (DWR). SCGA submitted the Alternative Plan with the intent to use its existing Groundwater Management Plan in place of developing a Groundwater Sustainability Plan (GSP). The denial means that SCGA has until January 2022 to submit a GSP to DWR. An SCGA Budget Subcommittee will meet soon to discuss how this significant change may impact the SCGA budget for this fiscal year. Currently, the FRCD is in receipt of an invoice from SCGA in the amount of \$46,829. This invoice amount was based on the Alternative Plan being approved and additional work to correct deficiencies in the Alternative Plan. It is unknown at this time if SCGA will need to send an additional invoice to FRCD.

There has been consensus among SCGA board members that SCGA needs to do more projects to enhance groundwater storage within the basin. These projects could be in the form of in-lieu recharge, or direct recharge. In-lieu recharge is where surface water is used in place of pumped groundwater, thereby allowing groundwater levels to rise. Direct recharge is when surface water is applied to spreading basins and percolates into the ground, or is injected into injection wells. SCGA's GSP will address the projects SCGA plans to do.

STRATEGIC PLAN CONFORMITY

EGWD's Strategic Plan identifies groundwater recharge as a potential FRCD activity in which groundwater is banked for future use.

FINANCIAL SUMMARY

There are no financial impacts associated with this item.

Respectfully submitted,



BRUCE M. KAMILOS
ASSISTANT GENERAL MANAGER

August 21, 2019

TO: Chairperson and Directors of the Florin Resource Conservation District

FROM: Mark J. Madison, General Manager

SUBJECT: **SACRAMENTO CENTRAL GROUNDWATER AUTHORITY FISCAL YEAR 2019-20 CONTRIBUTION**

RECOMMENDATION

It is recommended that the Florin Resource Conservation District Board of Directors authorize the General Manager to pay, under protest, the Fiscal Year 2019-20 contribution, in the amount of \$46,829, to Sacramento Central Groundwater Authority.

SUMMARY

On January 30, 2019, the Florin Resource Conservation District (FRCD) Board of Directors (Board) conducted a Special Board meeting to reconsider the withholding of the FRCD/Elk Grove Water District's (EGWD) annual contribution to the Sacramento Central Groundwater Authority (SCGA) for Fiscal Year (FY) 2018-19. During that discussion, the Board instructed the General Manager to make the payment under protest and to present future annual contribution requests from SCGA to the Board for consideration.

On June 10, 2019, SCGA adopted the proposed FY 2019-20 budget, which specified the contribution amounts from member agencies, including the FRCD/EGWD. The contribution amount for the FRCD/EGWD is \$46,829.

This item is brought before the Board to comply with the Board's previous direction. It is recommended that the Board authorize the General Manager to pay, again under protest, the FY 2019-20 contribution, in the amount of \$46,829, to SCGA.

DISCUSSION

Background

On August 8, 2018, Sacramento County invoiced FRCD/EGWD \$45,460 for its annual contribution toward the SCGA FY 2018-19 budget.

On September 19, 2018, the Board convened on this matter and determined that the FRCD/EGWD would pay a lesser amount due to concerns that the allocation of contribution amounts by the member agencies did not comply with the provisions of Section 8 of the SCGA Joint Powers Agreement (JPA).

SACRAMENTO CENTRAL GROUNDWATER AUTHORITY FISCAL YEAR 2019-20 CONTRIBUTION

Page 2

At the SCGA Board meeting on November 14, 2018, a draft letter was proposed to the SCGA Board requesting that the FRCD/EGWD reconsider the amounts withheld and pay the full annual contribution amount of \$45,460. This item was approved by the SCGA Board and the FRCD/EGWD subsequently received that letter on November 29, 2018.

On December 12, 2018, the SCGA Board also took action to approve an amendment to SCGA Policy 100.1. This amendment generally gave the SCGA Board the authority to suspend an SCGA member that has not paid their full annual contribution amount after receiving a 30-day Notice of Violation (NOV).

On January 10, 2019, the FRCD/EGWD received an NOV from the SCGA. The NOV had an effective date of January 10, 2019 and required the FRCD/EGWD to fully pay the annual amount by February 9, 2019.

On January 30, 2019, the Board reconsidered the matter and decided to make the SCGA FY 2018-19 annual contribution under protest. That payment, in the amount of \$45,460, was made on February 6, 2019. During that meeting, the Board also instructed the General Manager to present future annual contribution requests from SCGA to the Board for consideration.

Present Situation

On June 10, 2019, the SCGA adopted the proposed FY 2019-20 budget, which specified the contribution amounts from member agencies, including the FRCD/EGWD. The contribution amount for FRCD/EGWD is \$46,829.00, which includes a Base Contribution amount, a Connection Contribution amount, and a Groundwater Usage Contribution amount.

The assessment for these contribution amounts are derived from several changes made to the SCGA's budget revenue structure made in 2016. These changes, in staff's opinion, do not comply with the provisions of Section 8 of the JPA. For this reason, FRCD/EGWD has been advocating for SCGA to complete a new rate study, which includes a new rate structure that is equitable and comports with the JPA. SCGA has initiated this new rate study, although it has not yet been completed.

Despite staff's opinion that there are numerous problems with the current allocations of member contributions, staff recommends that the FRCD/EGWD pay the FY 2019-20 contribution, under protest, to prevent being suspended from participating in SCGA. The SCGA is presently completing a strategic plan and it is possible that improvements to

August 21, 2019

**SACRAMENTO CENTRAL GROUNDWATER AUTHORITY FISCAL YEAR 2019-20
CONTRIBUTION**

Page 3

SCGA could come about from the development of that strategic plan. The FRCD/EGWD is, and has been, a strong voice in effectuating potential improvements with SCGA, and it is vital that the FRCD/EGWD remain a voting member on the SCGA Board.

ENVIRONMENTAL CONSIDERATIONS

There are no environmental considerations associated with this item.

STRATEGIC PLAN CONFORMITY

This item complies with the District's Strategic Plan as the Strategic Plan specifically recommends an ongoing goal of participating with the SCGA as a means of facilitating groundwater banking.

FINANCIAL SUMMARY

Funds for the full contribution amount (\$46,829) have been budgeted for, and approved, in the EGWD's FY 2019-20 Operating Budget.

Respectfully submitted,



MARK J. MADISON
GENERAL MANAGER

MJM/bk

August 21, 2019

TO: Chairperson and Directors of the Florin Resource Conservation District

FROM: Mark J. Madison, General Manager

SUBJECT: **RESPONSE TO THE 2019 GRAND JURY REPORT – THE FLORIN RESOURCE CONSERVATION DISTRICT – A CASE OF MISTAKEN IDENTITY?**

RECOMMENDATION

It is recommended that the Florin Resource Conservation District Board of Directors 1) approve the proposed Response to the 2019 Grand Jury Report - *The Florin Resource Conservation District – A Case of Mistaken Identity?*; and 2) authorize the Board Chairperson to submit the proposed response to the Presiding Judge of the Sacramento County Superior Court.

SUMMARY

On June 28, 2019, the Florin Resource Conservation District (District) received a report from the Sacramento County Grand Jury (Grand Jury) entitled *The Florin Resource Conservation District – A Case of Mistaken Identity?* (Report) This report was reviewed and discussed at a Special Board meeting of the District Board of Directors (Board) on July 31, 2019. From the direction provided by the Board at that meeting, the proposed response is submitted for the Board's consideration.

By this action, the Board would approve the proposed response and authorize the Board Chairperson to submit the proposed response to the Presiding Judge of the Sacramento County Superior Court.

DISCUSSION

Background

On June 28, 2019, the District received a report from the Grand Jury entitled *The Florin Resource Conservation District – A Case of Mistaken Identity?*. The Report was issued pursuant to a lengthy investigation by the Grand Jury following complaints of “alleged issues with a recent water rate increase (improper and misleading notices, procedural errors), problems with the composition of the Board of Directors, and a general lack of oversight by the Board of Directors.”

RESPONSE TO THE 2019 GRAND JURY REPORT – THE FLORIN RESOURCE CONSERVATION DISTRICT – A CASE OF MISTAKEN IDENTITY?

Page 2

The Report, which is 18 pages long, included 11 discussion items, 13 Findings, and 11 Recommendations. In summary, the Grand Jury “found issues with the process of FRCD’s shift in operations, its representation of district rate-payers, its professional services contracting practices, the manner in which it conducts board meetings, a lack of oversight by the Board of Directors, a lack of engagement by the ratepayers, and other policies and procedures.” The Grand Jury also indicated that they were impressed with the way the District conducted its recent water rate study, but had concerns about its water rate increase process. Lastly, the Grand Jury summarized that the District operations normally run well, but they were concerned about a main line break in December 2018.

On July 31, 2019, the Board conducted a Special Board Meeting to review the Report and entertain comments from the public. During that meeting, all of the Findings and Recommendations were discussed, and direction was provided to the General Manager regarding how the Board wanted to respond to each Finding and Recommendation.

Present Situation

In accordance with California Penal Code (Penal Code), Section 933(c), the District must provide a response to the Presiding Judge of the Sacramento County Superior Court within 90 days of receiving the Report. As such, the District’s response is due by September 30, 2019.

More specifically, a response is required for each of the Findings and Recommendations, and these responses must comply with Penal Code, Section 933.05.

Relative to the Findings, the District must indicate one of the following:

- (1) The respondent agrees with the finding; or
- (2) The respondent disagrees wholly or partially with the finding, in which case the response shall specify the portion of the finding that is disputed and shall include an explanation of the reasons therefor.

Relative to the Recommendations, the District must report one of the following actions:

- (1) The recommendation has been implemented, with a summary regarding the implemented action;

RESPONSE TO THE 2019 GRAND JURY REPORT – THE FLORIN RESOURCE CONSERVATION DISTRICT – A CASE OF MISTAKEN IDENTITY?

Page 3

(2) The recommendation has not yet been implemented, but will be implemented in the future, with a timeframe for implementation;

(3) The recommendation requires further analysis, with an explanation and the scope and parameters of an analysis or study, and a timeframe for the matter to be prepared for discussion by the officer or head of the agency or department being investigated or reviewed, including the governing body of the public agency when applicable. This timeframe shall not exceed six (6) months from the date of publication of the grand jury report; or

(4) The recommendation will not be implemented because it is not warranted or is not reasonable, with an explanation therefor.

The proposed Response to the 2019 Grand Jury Report - *The Florin Resource Conservation District – A Case of Mistaken Identity?* (attached) is provided for the Board's consideration. If approved, this response would be submitted by the Board Chairperson to the Honorable David De Alba, Presiding Judge of Sacramento County Superior Court, with copies provided to the Sacramento County Grand Jury and the Sacramento County Clerk/Recorder.

ENVIRONMENTAL CONSIDERATIONS

There are no environmental considerations associated with this item.

FINANCIAL SUMMARY

There are no financial impacts associated with the proposed response at this time.

Respectfully submitted,



MARK J. MADISON
GENERAL MANAGER

MJM/bk

Attachment



August 22, 2019

Honorable David De Alba, Presiding Judge
Sacramento Superior Court
720 Ninth Street, Department 47
Sacramento, CA 95814

**RESPONSE TO THE 2019 GRAND JURY REPORT – THE FLORIN RESOURCE
CONSERVATION DISTRICT – A CASE OF MISTAKEN IDENTITY?**

Dear Honorable Judge De Alba:

The Florin Resource Conservation District (FRCD) has reviewed the 2019 Grand Jury report entitled *The Florin Resource Conservation District – A Case of Mistaken Identity?* We appreciate the review of our District undertaken by the Grand Jury and applaud its efforts to ensure that the activities of local government agencies are valid, and that their services are efficiently and legally provided.

Pursuant to Penal Code Sections 993(c) and 933.05, the attached responses are submitted by the Florin Resource Conservation District Board of Directors.

Respectfully submitted,

TOM NELSON,
CHAIRPERSON, FLORIN RESOURCE CONSERVATION DISTRICT

Attachment

Cc: Sacramento County Grand Jury, Attention: Becky Castaneda
Sacramento County Clerk/Recorder

Responses to:

The Florin Resource Conservation District: A Case of Mistaken Identity?

Finding F1

The FRCD Board decided to alter its basic mission, without benefit of an outside review or other investigation, relying solely on a staff report. The three options did not consider the legal differences between Resource Conservation Districts and Water Districts.

The FRCD disagrees wholly with this Finding.

The statement that the Board's decision to alter the mission of the FRCD was based solely on the April 2018 staff report is factually incorrect. The District retained outside consultants and conducted numerous meetings on this matter long before the vote was taken on April 18, 2018. These prior communications and considerations were also reflected in the April 18, 2018 staff report entitled "Florin Resource Conservation District Financial Challenges and Potential Remedies" (the "Staff Report").

Prior to the April 18, 2018 Board decision, the District retained Kampa Community Solutions, LLC to conduct a Needs Assessment in 2016 and commissioned the law firms of Best Best & Krieger and Meyers Nave to research needs and issues relating to the long-term viability of the FRCD and other associated matters. The monies paid to Kampa and Meyers Nave to conduct this work exceeded \$70,000.

The statement that the three options did not consider the legal differences between Resource Conservation Districts and Water Districts is also not correct. Significant legal work was conducted to analyze the FRCD's legal authority to operate and maintain a water system. This analysis included a review of Division 9 of the Public Resources Code and the validation action taken by the FRCD after it acquired the Elk Grove Water Works in 1999. Significant legal work was also conducted to analyze how a water district could be created (under Option 3 in the Staff Report) and the legal and financial risks associated with Option 3.

Recommendation R1

The FRCD Board should review its decision, by December 31, 2019, to alter its basic mission. This action should be taken with an expanded view, educating both the Board and the general public about the differences between Resource Conservation Districts and Water Districts. This review should include the use of outside consultants and expanded public participation and engagement.

This Recommendation will not be implemented because it is not warranted and is unreasonable.

As indicated in the FRCD's response to Finding F1, the District thoroughly reviewed the options available to deal with the financial crisis that affected the FRCD. Despite the Grand Jury's finding, there was considerable engagement of outside consultants to assist the Board in rendering its decision on April 18, 2018.

No additional information has developed since the matter was considered in April 2018. As such, it is unwarranted and unreasonable to reconvene the Board on this matter at this time.

Recommendation R2

The FRCD Board of Directors should complete its updated Strategic Plan by June 30, 2020. The new Strategic Plan should include a discussion of its long-term vision and its long-range mission. This discussion should include a comprehensive review of the mission of the FRCD, whether it should continue as an independent district (either as an RCD or a water district) or consolidate with another area water provider (such as SCWA Zone 40).

This Recommendation has not yet been implemented but will be by the June 30, 2020 deadline as specified by the Grand Jury.

The FRCD is presently conducting an update to its Strategic Plan. The new Strategic Plan is intended to look forward over a 20-year span and will include discussions on its long-term vision and mission. The District will also ensure that it includes a comprehensive review of its mission and a discussion of whether it should continue as an independent district, or consolidate with another area water provider.

Finding F2

Because Board Members are elected at large from the entire area of the FRCD and not from within the smaller boundary of the EGWD, equitable representation of rate-payers may be denied.

The FRCD agrees with this Finding.

Recommendation R3

FRCD should consider, by June 30, 2020, a plan to ensure that only those people living within the EGWD boundary are eligible to become Board members. Board members should be elected from within EGWD boundaries to ensure equitable representation of the population served.

This Recommendation will not be implemented because it is not warranted and is unreasonable.

Despite the opinion expressed by the Grand Jury that, because the District, "...is now, for all intents and purposes, acting as a water district and should be acting under the provisions of the California Water Code", this recommended action is not permitted under the District's enabling legislation.

The District is, and remains, a Resource Conservation District regulated under Division 9 of the Public Resources Code. Section 9352 (b) of that code specifically states: "...directors shall (1) reside within the district and either own real property in the district or alternatively have served, pursuant to the district's rules, for two years or more as an associate director providing advisory or other assistance to the board of directors, or (2) be a designated agent of a resident landowner within the district."

It is the position of the FRCD that altering the eligibility requirements for the Board of Directors would be a violation of Section 9352 (b) of the Public Resources Code and subject to legal challenge.

Finding F3

The FRCD complied with all legal requirements with its decision to adopt a rate increase at the July 18, 2018 Board meeting.

The FRCD agrees with this Finding.

Finding F4

The FRCD erred in setting the protest deadline at July 2, 2018, as Prop 218 mandates that written protests be accepted until and at the public rate hearing (scheduled to be July 18, 2018).

The FRCD disagrees wholly with this Finding.

The FRCD complied with Article XIII D, Section 6 of Prop 218, which requires the agency to provide notice at least 45 days before holding a hearing at which the proposed fee or charge will be considered.

No protests were actually rejected in this case. In fact, one person actually read one protest into the record during public comment at the hearing. Out of an abundance of caution, however, the FRCD will make it explicit in the future that protests will be accepted up to and including the date of the rate hearing.

Recommendation R4

FRCD should review its actions during the most recent water rate study and rate increase approval, by June 30, 2020, to ensure that such future actions follow the protest period mandated under Proposition 218. Action should be taken to review and amend Board

policies to ensure that future rate studies and proposals for rate increases conform to the procedures outlined in Proposition 218.

This Recommendation requires further analysis.

The District will commit to develop a plan, to be adopted as a Board policy, to ensure that all future rate studies conform to the requirements and procedures outlined in Proposition 218. This plan shall be developed and adopted on or before December 26, 2019.

Finding F5

FRCD is actively working to reduce its debt, debt service, and bond retirement payments, while maintaining an adequate debt service coverage ratio.

The FRCD agrees with this Finding.

Finding F6

The FRCD did not follow its own policy when extending the current Legal Counsel's contract, which led to the creation of an unfair hiring practice.

The FRCD disagrees partially with this Finding.

At issue is the assertion that there was a conflict between the updated policy on Professional and Consulting Services Agreements, adopted under Resolution 11.14.18.03, and the action taken by the Board to amend the agreement between the FRCD and the Nosky Legal Group on December 19, 2018.

The conflict is partially attributable to the updated policy's inclusion of Section 37103 of the California Government Code. This code section, by its terms, is permissive and applies to general law cities rather than Resource Conservation Districts. Accordingly, the incorporation of that section was not intended to mandate a certain procedure, but was instead included only as a point of reference.

No unfair hiring practice existed because, in fact, the District conducted a thorough Request for Proposals (RFP) process earlier in 2018 that resulted in the retention of another law firm. When that firm's agreement with FRCD was unexpectedly terminated, FRCD needed replacement counsel immediately. Accordingly, the present counsel was retained and served in an interim capacity for six months. At that point, issuing an RFP for legal counsel was unwarranted because the General Manager and Board Members were already well familiar with its legal counsel and his interim service.

Recommendation R5

FRCD should review and amend, by December 31, 2019, contracting policies for

professional and consultant services to address time limits, types of professional services and other requirements.

This Recommendation has not yet been implemented but will be by the December 31, 2019 deadline as specified by the Grand Jury.

Finding F7

Because the FRCD policy manual is silent on interim contracts, the potential exists for extending interim contracts in lieu of soliciting proposals for professional services.

The FRCD agrees with this Finding.

Recommendation R6

FRCD should develop, by December 31, 2019, new policies relative to interim contracting for professional services for board approval. Minimize the use of interim contracts and maximize the use of standard contracts using a competitive process for professional services.

This Recommendation has not yet been implemented but will be by the December 31, 2019 deadline as specified by the Grand Jury.

Finding F8

FRCD is unable to monitor leaks and pressure losses in a timely manner. This is a public safety issue and a potential liability for FRCD.

The FRCD disagrees partially with this Finding.

This Finding stems from an unusual and rare event that occurred on December 25 (Christmas Day), 2018 involving a water main break that discharged into a creek for approximately 12 hours without being noticed. The District agrees that leaks and pressure losses could be construed to be a public safety issue. The Finding, however, implies that we have no ability to monitor leaks and pressure losses in a timely manner, which is not entirely correct.

The FRCD presently operates a Supervisory Control and Data Acquisition System (SCADA), which, during normal business hours, would likely alert the operators to a pressure drop that would indicate a water main break. The SCADA system is also set up to alert operators during non-business hours when certain alarms are triggered. The event that occurred on December 25, 2018 did not trigger any alarm and thus the District's on-call operator was not dispatched. Because the leak went directly into a creek, it was also not visible to the public as would occur in a typical water line leak.

Recommendation R7

FRCD should begin, by December 31, 2019, the process of planning and installing flowmeters in its main water transmission lines to monitor for breaks, pressure losses, etc. These monitoring devices should also be connected to an automatic alert system for on-call emergency employees.

This Recommendation requires further analysis.

Although installing flow meters in various locations within a water distribution system can be an effective method for leak detection monitoring, it is also quite expensive. This method divides the water distribution system into a number of zones called District Metering Areas (DMAs) and continuously records information from each DMA meter. Infrastructure costs are high for this system as it requires digging up water mains, installing large water meters in underground vaults in easements, and installing radio systems in the field that can communicate with the District's SCADA system.

The FRCD is currently exploring a pressure monitoring system that retrofits an existing hydrant with a pressure monitoring device. The device can be installed on a 2-1/2" nozzle of the hydrant and is battery operated with a 5-year life, eliminating the need for electrical infrastructure. The device samples pressure every few seconds and if the pressure falls outside a settable range, an alert is transmitted immediately via email message or text message.

This system is currently in use at the San Francisco Public Utilities Commission, the Los Angeles Department of Water, City of Redmond, City of Houston and the City of Long Island. The City of Redmond is successfully using the system to identify water main breaks, water theft, and transient system pressures and is planning to expand the number of pressure-sensing devices it has deployed in its water system.

The FRCD will perform further research of available technology and will install a pilot program by December 31, 2019.

Finding F9

After voting to award health benefits to Board members, no further action was taken, no policies were created, and no health insurance benefits were awarded to Board members. The Board could institute health benefits for themselves with no further public discussion.

The FRCD agrees with this Finding.

Recommendation R8

FRCD should rescind its vote approving health benefits for Board members, by September 30, 2019, since no action has ever been taken to implement them.

This Recommendation requires further analysis.

The District will review its Board policy, which allows for health benefits to be provided to Board members, before September 30, 2019 as specified by the Grand Jury.

Finding F10

The practice of conducting closed sessions after open sessions at the Board meeting may lead to an uninformed public and forestalls knowledge or comments. This practice does not encourage public engagement.

The FRCD disagrees wholly with this Finding.

The FRCD disagrees that the current order of sessions inhibits the public's access to information about reportable actions.

The public has the opportunity to remain at the meeting to hear any reportable action from a closed session. If a customer desires to find out what was reported out of closed session, and that customer does not wish to remain outside of the closed session until any report out is made, he or she may call the District to obtain that information.

As a practical matter, the FRCD has rarely taken reportable actions in closed session. Since 2015, the FRCD has conducted 39 closed sessions, only four of which had a reportable action. In the past four years, not one request has been received for information about reportable actions in closed session.

It should be noted that the present session order is consistent with how most water agencies in the Sacramento region conduct their business. Of the 14 water agencies surveyed, all but two hold closed sessions after the open sessions during regular Board meetings.

Recommendation R9

FRCD should conduct its closed sessions before general Board meetings to ensure the public is notified timely of any actions resulting from those closed sessions. Board bylaws should be updated, by December 31, 2019, to address timing of closed sessions.

This Recommendation will not be implemented because it is not warranted and is unreasonable.

Altering FRCD's meeting format presents logistical challenges for Board members, meeting participants and the general public. Doing so also would impose additional financial burdens on the District.

First, closed sessions would have to be held at an earlier time to avoid open sessions from having a late start in the evenings. If board meetings began later, such as 7:00 pm,

it would increase cost to the District as additional compensation to staff, consultants and outside legal counsel would be made. Starting closed sessions at an earlier time, such as 5:30 pm, is not presently viable, as there are members on the Board who cannot make the earlier start time because of work commitments.

Second, closed sessions may involve issues that require extended discussion for an indeterminate amount of time. In such a situation, the closed session would need to be interrupted by the fixed start of the open session and reconvened at the conclusion of the open session, creating the same situation that is of concern to the Grand Jury. Alternatively, the start of the open session may be delayed indefinitely, requiring ratepayers and members of the public to wait for an unknown period of time.

Finally, as noted in the FRCD's response to F10, the District has rarely taken actions in closed session that are reportable. Since 2015, the FRCD has conducted 39 closed sessions, yet only four of those closed sessions had a reportable action. Such a low frequency of reportable actions does not warrant a major change to how the FRCD Board conducts its business.

Finding F11

Candidate pools for Board Member seats are so low that elections are sometimes not required. As a consequence, Board members are appointed by the County Board of Supervisors, denying a voice to the public in selection of those who represent them.

The FRCD disagrees partially with this Finding.

The District agrees with the first sentence, but disagrees with the second sentence in this Finding.

The Board of Supervisors, in a representative form of government, has a duty to faithfully act in a manner to represent their constituents within the FRCD boundary. This includes the appointment of FRCD Board Members if required. When that is required, the public has an opportunity to express their opinions about a potential candidate when the item is considered by the Board of Supervisors.

It is noteworthy that this Finding fails to acknowledge the uniqueness of the FRCD as it is one of the very few RCD's that has elections. According to the California Association of Resource Conservation Districts, out of the 98 RCD's in California, only three (of which the FRCD is one) actually conduct elections. Thus, the vast majority of all RCD's always have their Board Members appointed by their respective County Board of Supervisors.

Finding F12

The lack of adequate Board member awareness of regulations, operations, and institutional history can lead to poor decisions on the part of the Board and leads to an over-reliance on the General Manager and staff.

The FRCD disagrees wholly with this Finding.

Each new Board Member receives an orientation binder as part of the onboarding process. This binder is very thorough. Moreover, for about a decade, the Board has required Monthly Operations Reports, which have been provided. These reports are reviewed as a standing item (not on the Consent Agenda) and almost every operational aspect of these reports is discussed at Board meetings.

Each Board Member also brings forth a unique skill set from which they provide broad and excellent oversight of what is occurring in the District. As a body, FRCD Board members conscientiously fulfill their duties in reviewing Board packets, materials and items taken to the Board for consideration. To imply that the Board is simply deferring operational control to the General Manager is inaccurate.

Recommendation R10

FRCD should establish policy, by December 31, 2019, to ensure a programmatic onboarding process for new Board Members that includes both policy and operations. In addition, FRCD should establish, by December 31, 2019, a web-page with Board policies for public review.

This Recommendation has not yet been implemented but will be by the December 31, 2019 deadline as specified by the Grand Jury.

Finding F13

There is a pronounced lack of public oversight of the FRCD, as shown by poorly attended meetings and few Board candidates.

The FRCD agrees with this Finding.

Recommendation R11

FRCD should, on an ongoing basis, expand its outreach to its ratepayers, in order to increase their engagement with the business and activities of the district. This could include, but is not limited to, increased inserts with ratepayer's monthly bills, enhanced web interaction, media outreach, such as a periodic column in the Elk Grove Citizen or other avenues, and practical workshops for ratepayers. FRCD should also engage with both the California Special Districts Association and the Institute for Local Government to learn about any other outreach efforts that are possible.

This Recommendation has not yet been implemented but will be as suggested by the Grand Jury.

August 21, 2019

TO: Chairperson and Directors of the Florin Resource Conservation District
FROM: Bruce M. Kamilos, Assistant General Manager
SUBJECT: **RENEW SMALL UTILITY ENTERPRISE LICENSE AGREEMENT FOR ESRI ARCGIS SOFTWARE**

RECOMMENDATION

It is recommended that the Florin Resource Conservation District Board of Directors authorize the General Manager to execute an agreement in the amount of \$75,000 to renew the Small Utility Enterprise License Agreement with Esri for another three-year term.

SUMMARY

The Small Utility Enterprise License Agreement (Agreement) that the Elk Grove Water District (EGWD) has with Esri is nearing the end of its current three-year term. This Agreement provides important software tools that allow EGWD employees access to critical water system maps and information.

Staff recommends that the Florin Resource Conservation District (FRCD) Board of Directors (Board) authorize the General Manager to execute the Agreement (attached) in the amount of \$75,000.

DISCUSSION

Background

On September 29, 2016, EGWD purchased a software license agreement from Esri in the amount of \$81,000 to provide important upgrades to its geographic information system (GIS). The Agreement had a three-year term and will expire on September 4, 2019.

Present Situation

EGWD uses Esri software to create GIS maps and store critical information related to its water system. Esri's Small Utility Enterprise License allows this information and maps to be available to any EGWD employee who has preapproved access and is using a computer connected to the EGWD's network. The Agreement also enables features in

RENEW SMALL UTILITY ENTERPRISE LICENSE AGREEMENT FOR ESRI ARCGIS SOFTWARE

Page 2

Esri's software that allow EGWD to fully utilize its computerized maintenance and management system, Cityworks. Cityworks is built exclusively on Esri's ArcGIS platform.

On September 4, 2019, the current Agreement will expire and EGWD will lose the ability for its employees to access its GIS maps and information from the EGWD's network.

Staff recommends moving forward with the three-year agreement with Esri. ArcGIS is the industry standard for mapping services, and EGWD's GIS, which has been expanded extensively over the past five (5) years, is built on Esri's ArcGIS platform. Cityworks also is built exclusively on Esri's ArcGIS platform. EGWD has invested a lot of time and effort into creating a robust GIS on ArcGIS. Field and office staff rely on the online version of ArcGIS every day to perform their jobs. Field staff also uses Cityworks to document field activities and respond to customer service needs. Moving away from ArcGIS to a competing GIS software would expose EGWD to potentially a wide variety of problems relating to GIS, including losing access to Cityworks.

STRATEGIC PLAN CONFORMITY

EGWD's Strategic Plan directs staff to develop and fortify its geographic information system and asset management program. The recommendation in this staff report conforms to this directive.

FINANCIAL SUMMARY

The Agreement obligates EGWD to a three-year term. The Agreement provides for annual installment payments at \$25,000 per year over the three-year term, for a total cost of \$75,000 at the end of the three-year term. This cost has been budgeted for in the approved Fiscal Year 2019-20 Operating Budget.

Respectfully submitted,



BRUCE M. KAMILOS
ASSISTANT GENERAL MANAGER

Attachment

Attachment



Quotation # Q-392484

Date: July 18, 2019

Customer # 396696 Contract #

Elk Grove Water Service
9257 Elk Grove Blvd
Elk Grove, CA 95624

ATTENTION: Travis Franklin
PHONE: 9166853556
EMAIL: tfranklin@egwd.org

Environmental Systems Research Institute, Inc.
380 New York St
Redlands, CA 92373-8100
Phone: (909) 793-2853 Fax: (909) 307-3049
DUNS Number: 06-313-4175 CAGE Code: OAMS3

To expedite your order, please attach a copy of this quotation to your purchase order.
Quote is valid from: 7/18/2019 To: 10/16/2019

Material	Qty	Term	Unit Price	Total
168089	1	Year 1	\$25,000.00	\$25,000.00
Meter Counts 10,001 to 50,000 Small Utility Term Enterprise License Agreement				
168089	1	Year 2	\$25,000.00	\$25,000.00
Meter Counts 10,001 to 50,000 Small Utility Term Enterprise License Agreement				
168089	1	Year 3	\$25,000.00	\$25,000.00
Meter Counts 10,001 to 50,000 Small Utility Term Enterprise License Agreement				

Subtotal:	\$75,000.00
Sales Tax:	\$0.00
Estimated Shipping and Handling (2 Day Delivery):	\$0.00
Contract Price Adjust:	\$0.00
Total:	\$75,000.00

Esri may charge a fee to cover expenses related to any customer requirement to use a proprietary vendor management, procurement, or invoice program.

For questions contact: Suzanne Timani	Email: stimani@esri.com	Phone: (909) 793-2853 x1627
<p>The items on this quotation are subject to and governed by the terms of this quotation, the most current product specific scope of use document found at https://assets.esri.com/content/dam/esrisites/media/legal/product-specific-terms-of-use/e300.pdf, and your applicable signed agreement with Esri. If no such agreement covers any item quoted, then Esri's standard terms and conditions found at https://go.esri.com/MAPS apply to your purchase of that item. Federal government entities and government prime contractors authorized under FAR 51.1 may purchase under the terms of Esri's GSA Federal Supply Schedule. Supplemental terms and conditions found at https://www.esri.com/en-us/legal/terms/state-supplemental apply to some state and local government purchases. All terms of this quotation will be incorporated into and become part of any additional agreement regarding Esri's offerings. Acceptance of this quotation is limited to the terms of this quotation. Esri objects to and expressly rejects any different or additional terms contained in any purchase order, offer, or confirmation sent to or to be sent by buyer. Unless prohibited by law, the quotation information is confidential and may not be copied or released other than for the express purpose of system selection and purchase/license. The information may not be given to outside parties or used for any other purpose without consent from Esri. Delivery is FOB Origin.</p>		

TIMANIS **This offer is limited to the terms and conditions incorporated and attached herein.**



Quotation # Q-392484

Date: July 18, 2019

Environmental Systems Research Institute, Inc.
380 New York St
Redlands, CA 92373-8100
Phone: (909) 793-2853 Fax: (909) 307-3049
DUNS Number: 06-313-4175 CAGE Code: OAMS3

Customer # 396696 Contract #
Elk Grove Water Service
9257 Elk Grove Blvd
Elk Grove, CA 95624

*To expedite your order, please attach a copy of this quotation to your purchase order.
Quote is valid from: 7/18/2019 To: 10/16/2019*

ATTENTION: Travis Franklin
PHONE: 9166853556
EMAIL: tfranklin@egwd.org

If you have made ANY alterations to the line items included in this quote and have chosen to sign the quote to indicate your acceptance, you must fax Esri the signed quote in its entirety in order for the quote to be accepted. You will be contacted by your Customer Service Representative if additional information is required to complete your request.

If your organization is a US Federal, state, or local government agency; an educational facility; or a company that will not pay an invoice without having issued a formal purchase order, a signed quotation will not be accepted unless it is accompanied by your purchase order.

In order to expedite processing, please reference the quotation number and any/all applicable Esri contract number(s) (e.g. MPA, ELA, SmartBuy, GSA, BPA) on your ordering document.

BY SIGNING BELOW, YOU CONFIRM THAT YOU ARE AUTHORIZED TO OBLIGATE FUNDS FOR YOUR ORGANIZATION, AND YOU ARE AUTHORIZING ESRI TO ISSUE AN INVOICE FOR THE ITEMS INCLUDED IN THE ABOVE QUOTE IN THE AMOUNT OF \$_____, PLUS SALES TAXES IF APPLICABLE. DO NOT USE THIS FORM IF YOUR ORGANIZATION WILL NOT HONOR AND PAY ESRI'S INVOICE WITHOUT ADDITIONAL AUTHORIZING PAPERWORK.

Please check one of the following:

I agree to pay any applicable sales tax.

I am tax exempt, please contact me if exempt information is not currently on file with Esri.

Signature of Authorized Representative

Date

Name (Please Print)

Title

The quotation information is proprietary and may not be copied or released other than for the express purpose of system selection and purchase/license. This information may not be given to outside parties or used for any other purpose without consent from Environmental Systems Research Institute, Inc. (Esri).

Any estimated sales and/or use tax reflected on this quote has been calculated as of the date of this quotation and is merely provided as a convenience for your organization's budgetary purposes. Esri reserves the right to adjust and collect sales and/or use tax at the actual date of invoicing. If your organization is tax exempt or pays state tax directly, then prior to invoicing, your organization must provide Esri with a copy of a current tax exemption certificate issued by your state's taxing authority for the given jurisdiction.

Esri may charge a fee to cover expenses related to any customer requirement to use a proprietary vendor management, procurement, or invoice program.

For questions contact: Suzanne Timani	Email: stimani@esri.com	Phone: (909) 793-2853 x1627
<p>The items on this quotation are subject to and governed by the terms of this quotation, the most current product specific scope of use document found at https://assets.esri.com/content/dam/esrisites/media/legal/product-specific-terms-of-use/e300.pdf, and your applicable signed agreement with Esri. If no such agreement covers any item quoted, then Esri's standard terms and conditions found at https://go.esri.com/MAPS apply to your purchase of that item. Federal government entities and government prime contractors authorized under FAR 51.1 may purchase under the terms of Esri's GSA Federal Supply Schedule. Supplemental terms and conditions found at https://www.esri.com/en-us/legal/terms/state-supplemental apply to some state and local government purchases. All terms of this quotation will be incorporated into and become part of any additional agreement regarding Esri's offerings. Acceptance of this quotation is limited to the terms of this quotation. Esri objects to and expressly rejects any different or additional terms contained in any purchase order, offer, or confirmation sent to or to be sent by buyer. Unless prohibited by law, the quotation information is confidential and may not be copied or released other than for the express purpose of system selection and purchase/license. The information may not be given to outside parties or used for any other purpose without consent from Esri. Delivery is FOB Origin.</p>		

TIMANIS

This offer is limited to the terms and conditions incorporated and attached herein.

Esri Use Only:

Cust. Name _____
Cust. # _____
PO # _____
Esri Agreement # _____



**SMALL ENTERPRISE AGREEMENT
SMALL UTILITY
(E215-2)**

This Agreement is by and between the organization identified in the Quotation ("**Customer**") and **Environmental Systems Research Institute, Inc. ("Esri")**.

This Agreement sets forth the terms for Customer's use of Products and incorporates by reference (i) the Quotation and (ii) the Master Agreement. Should there be any conflict between the terms and conditions of the documents that comprise this Agreement, the order of precedence for the documents shall be as follows: (i) the Quotation, (ii) this Agreement, and (iii) the Master Agreement. This Agreement shall be governed by and construed in accordance with the laws of the state in which Customer is located without reference to conflict of laws principles, and the United States of America federal law shall govern in matters of intellectual property. The modifications and additional rights granted in this Agreement apply only to the Products listed in Table A.

**Table A
List of Products**

Uncapped Quantities

Desktop Software and Extensions (Single Use)

ArcGIS Desktop Advanced
ArcGIS Desktop Standard
ArcGIS Desktop Basic
ArcGIS Desktop Extensions: ArcGIS 3D Analyst, ArcGIS Spatial Analyst, ArcGIS Geostatistical Analyst, ArcGIS Publisher, ArcGIS Network Analyst, ArcGIS Schematics, ArcGIS Workflow Manager, ArcGIS Data Reviewer

Enterprise Software and Extensions

ArcGIS Enterprise and Workgroup (Advanced and Standard)
ArcGIS Enterprise Extensions: ArcGIS 3D Analyst, ArcGIS Spatial Analyst, ArcGIS Geostatistical Analyst, ArcGIS Network Analyst, ArcGIS Schematics, ArcGIS Workflow Manager

Enterprise Additional Capability Servers

ArcGIS Image Server

Developer Tools

ArcGIS Engine
ArcGIS Engine Extensions: ArcGIS 3D Analyst, ArcGIS Spatial Analyst, ArcGIS Engine Geodatabase Update, ArcGIS Network Analyst, ArcGIS Schematics
ArcGIS Runtime (Standard)
ArcGIS Runtime Analysis Extension

Limited Quantities

One (1) Professional subscription to ArcGIS Developer*
Two (2) Esri CityEngine Advanced Single Use Licenses
50 ArcGIS Online Viewers
50 ArcGIS Online Creators
10,000 ArcGIS Online Service Credits
50 ArcGIS Enterprise Creators
2 Insights for ArcGIS for use with ArcGIS Enterprise
2 Insights for ArcGIS for use with ArcGIS Online

OTHER BENEFITS

Number of Esri User Conference Registrations provided annually	2
Number of Tier 1 Help Desk Individuals authorized to call Esri	3
Maximum number of sets of backup media, if requested**	2
Self-Paced e-Learning	Uncapped
Five percent (5%) discount on all individual commercially available instructor-led training classes at Esri facilities purchased outside this Agreement (Discount does not apply to Small Enterprise Training Package)	

*Maintenance is not provided for these items

**Additional sets of backup media may be purchased for a fee

Customer may accept this Agreement by signing and returning the whole Agreement with (i) the Quotation attached, (ii) a purchase order, or (iii) another document that matches the Quotation and references this Agreement ("**Ordering Document**"). **ADDITIONAL OR CONFLICTING TERMS IN CUSTOMER'S PURCHASE ORDER OR OTHER DOCUMENT WILL NOT APPLY, AND THE TERMS OF THIS AGREEMENT WILL GOVERN.** This Agreement is effective as of the date of Esri's receipt of an Ordering Document, unless otherwise agreed to by the parties ("**Effective Date**").

Term of Agreement: Three (3) years

This Agreement supersedes any previous agreements, proposals, presentations, understandings, and arrangements between the parties relating to the licensing of the Products. Except as provided in Article 4—Product Updates, no modifications can be made to this Agreement.

Accepted and Agreed:

(Customer)

By: _____
Authorized Signature

Printed Name: _____

Title: _____

Date: _____

CUSTOMER CONTACT INFORMATION

Contact: _____

Telephone: _____

Address: _____

Fax: _____

City, State, Postal Code: _____

E-mail: _____

Country: _____

Quotation Number (if applicable): _____

1.0—ADDITIONAL DEFINITIONS

In addition to the definitions provided in the Master Agreement, the following definitions apply to this Agreement:

"Case" means a failure of the Software or Online Services to operate according to the Documentation where such failure substantially impacts operational or functional performance.

"Deploy", "Deployed" and "Deployment" mean to redistribute and install the Products and related Authorization Codes within Customer's organization(s).

"Fee" means the fee set forth in the Quotation.

"Maintenance" means Tier 2 Support, Product updates, and Product patches provided to Customer during the Term of Agreement.

"Master Agreement" means the applicable master agreement for Esri Products incorporated by this reference that is (i) found at <http://www.esri.com/legal/software-license> and available in the installation process requiring acceptance by electronic acknowledgment or (ii) a signed Esri master agreement or license agreement that supersedes such electronically acknowledged master agreement.

"Product(s)" means the products identified in Table A—List of Products and any updates to the list Esri provides in writing.

"Quotation" means the offer letter and quotation provided separately to Customer.

"Technical Support" means the technical assistance for attempting resolution of a reported Case through error correction, patches, hot fixes, workarounds, replacement deliveries, or any other type of Product corrections or modifications.

"Tier 1 Help Desk" means Customer's point of contact(s) to provide all Tier 1 Support within Customer's organization(s).

"Tier 1 Support" means the Technical Support provided by the Tier 1 Help Desk.

"Tier 2 Support" means the Esri Technical Support provided to the Tier 1 Help Desk when a Case cannot be resolved through Tier 1 Support.

2.0—ADDITIONAL GRANT OF LICENSE

2.1 Grant of License. Subject to the terms and conditions of this Agreement, Esri grants to Customer a personal, nonexclusive, nontransferable license solely to use, copy, and Deploy quantities of the Products listed in Table A—List of Products for the Term of Agreement (i) for the applicable Fee and (ii) in accordance with the Master Agreement.

2.2 Consultant Access. Esri grants Customer the right to permit Customer's consultants or contractors to use the Products exclusively for Customer's benefit. Customer will be solely responsible for compliance by consultants and contractors with this Agreement and will ensure that the consultant or contractor discontinues use of Products upon completion of work for Customer. Access to or use of Products by consultants or contractors not exclusively for Customer's benefit is prohibited. Customer may not permit its consultants or contractors to install Software or Data on consultant, contractor, or third-party computers or remove Software or Data from Customer locations, except for the purpose of hosting the Software or Data on Contractor servers for the benefit of Customer.

3.0—TERM, TERMINATION, AND EXPIRATION

3.1 Term. This Agreement and all licenses hereunder will commence on the Effective Date and continue for the duration identified in the Term of Agreement, unless this Agreement is terminated earlier as provided herein. Customer is only authorized to use Products during the Term of Agreement. For an Agreement with a limited term, Esri does not grant Customer an indefinite or a perpetual license to Products.

3.2 No Use upon Agreement Expiration or Termination. All Product licenses, all Maintenance, and Esri User Conference registrations terminate upon expiration or termination of this Agreement.

3.3 Termination for a Material Breach. Either party may terminate this Agreement for a material breach by the other party. The breaching party will have thirty (30) days from the date of written notice to cure any material breach.

3.4 Termination for Lack of Funds. For an Agreement with government or government-owned entities, either party may terminate this Agreement before any subsequent year if

Customer is unable to secure funding through the legislative or governing body's approval process.

3.5 Follow-on Term. If the parties enter into another agreement substantially similar to this Agreement for an additional term, the effective date of the follow-on agreement will be the day after the expiration date of this Agreement.

4.0—PRODUCT UPDATES

4.1 Future Updates. Esri reserves the right to update the list of Products in Table A—List of Products by providing written notice to Customer. Customer may continue to use all Products that have been Deployed, but support and upgrades for deleted items may not be available. As new Products are incorporated into the standard program, they will be offered to Customer via written notice for incorporation into the Products schedule at no additional charge. Customer's use of new or updated Products requires Customer to adhere to applicable additional or revised terms and conditions in the Master Agreement.

4.2 Product Life Cycle. During the Term of Agreement, some Products may be retired or may no longer be available to Deploy in the identified quantities. Maintenance will be subject to the individual Product Life Cycle Support Status and Product Life Cycle Support Policy, which can be found at <http://support.esri.com/en/content/productlifecycles>. Updates for Products in the mature and retired phases may not be available. Customer may continue to use Products already Deployed, but Customer will not be able to Deploy retired Products.

5.0—MAINTENANCE

The Fee includes standard maintenance benefits during the Term of Agreement as specified in the most current applicable Esri Maintenance and Support Program document (found at <http://www.esri.com/legal>). At Esri's sole discretion, Esri may make patches, hot fixes, or updates available for download. No Software other than the defined Products will receive Maintenance. Customer may acquire maintenance for other Software outside this Agreement.

a. Tier 1 Support

1. Customer will provide Tier 1 Support through the Tier 1 Help Desk to all Customer's authorized users.
2. The Tier 1 Help Desk will be fully trained in the Products.
3. At a minimum, Tier 1 Support will include those activities that assist the user in resolving how-to and operational questions as well as questions on installation and troubleshooting procedures.
4. The Tier 1 Help Desk will be the initial point of contact for all questions and reporting of a Case. The Tier 1 Help Desk will obtain a full description of each reported Case and the system configuration from the user. This may include obtaining any customizations, code samples, or data involved in the Case.
5. If the Tier 1 Help Desk cannot resolve the Case, an authorized Tier 1 Help Desk individual may contact Tier 2 Support. The Tier 1 Help Desk will provide support in such a way as to minimize repeat calls and make solutions to problems available to Customer's organization.
6. Tier 1 Help Desk individuals are the only individuals authorized to contact Tier 2 Support. Customer may change the Tier 1 Help Desk individuals by written notice to Esri.

b. Tier 2 Support

1. Tier 2 Support will log the calls received from Tier 1 Help Desk.
2. Tier 2 Support will review all information collected by and received from the Tier 1 Help Desk including preliminary documented troubleshooting provided by the Tier 1 Help Desk when Tier 2 Support is required.
3. Tier 2 Support may request that Tier 1 Help Desk individuals provide verification of information, additional information, or answers to additional questions to supplement any preliminary information gathering or troubleshooting performed by Tier 1 Help Desk.
4. Tier 2 Support will attempt to resolve the Case submitted by Tier 1 Help Desk.

5. When the Case is resolved, Tier 2 Support will communicate the information to Tier 1 Help Desk, and Tier 1 Help Desk will disseminate the resolution to the user(s).

6.0—ENDORSEMENT AND PUBLICITY

This Agreement will not be construed or interpreted as an exclusive dealings agreement or Customer's endorsement of Products. Either party may publicize the existence of this Agreement.

7.0—ADMINISTRATIVE REQUIREMENTS

7.1 OEM Licenses. Under Esri's OEM or Solution OEM programs, OEM partners are authorized to embed or bundle portions of Esri products and services with their application or service. OEM partners' business model, licensing terms and conditions, and pricing are independent of this Agreement. Customer will not seek any discount from the OEM partner or Esri based on the availability of Products under this Agreement. Customer will not decouple Esri products or services from the OEM partners' application or service.

7.2 Annual Report of Deployments. At each anniversary date and ninety (90) calendar days prior to the expiration of this Agreement, Customer will provide Esri with a written report detailing all Deployments. Upon request, Customer will provide records sufficient to verify the accuracy of the annual report.

8.0—ORDERING, ADMINISTRATIVE PROCEDURES, DELIVERY, AND DEPLOYMENT

8.1 Orders, Delivery, and Deployment

- a. Upon the Effective Date, Esri will invoice Customer and provide Authorization Codes to activate the nondestructive copy protection program that enables Customer to download, operate, or allow access to the Products. If this is a multi-year Agreement, Esri may invoice the Fee before the annual anniversary date for each year.
- b. Undisputed invoices will be due and payable within thirty (30) calendar days from the date of invoice. Esri's federal ID number is 95-2775-732.

- c. If requested, Esri will ship backup media to the ship-to address identified on the Ordering Document, FOB Destination, with shipping charges prepaid. Customer acknowledges that should sales or use taxes become due as a result of any shipments of tangible media, Esri has a right to invoice and Customer will pay any such sales or use tax associated with the receipt of tangible media.

8.2 Order Requirements. Esri does not require Customer to issue a purchase order. Customer may submit a purchase order in accordance with its own process requirements, provided that if Customer issues a purchase order, Customer will submit its initial purchase order on the Effective Date. If this is a multi-year Agreement, Customer will submit subsequent purchase orders to Esri at least thirty (30) calendar days before the annual anniversary date for each year.

- a. All orders pertaining to this Agreement will be processed through Customer's centralized point of contact.
- b. The following information will be included in each Ordering Document:
 - (1) Customer name; Esri customer number, if known; and bill-to and ship-to addresses
 - (2) Order number
 - (3) Applicable annual payment due

9.0—MERGERS, ACQUISITIONS, OR DIVESTITURES

If Customer is a commercial entity, Customer will notify Esri in writing in the event of (i) a consolidation, merger, or reorganization of Customer with or into another corporation or entity; (ii) Customer's acquisition of another entity; or (iii) a transfer or sale of all or part of Customer's organization (subsections i, ii, and iii, collectively referred to as "**Ownership Change**"). There will be no decrease in Fee as a result of any Ownership Change.

9.1 If an Ownership Change increases the cumulative program count beyond the maximum level for this Agreement, Esri reserves the right to increase the Fee or terminate this Agreement and the parties will negotiate a new agreement.

9.2 If an Ownership Change results in transfer or sale of a portion of Customer's organization, that portion of Customer's organization will transfer

the Products to Customer or uninstall, remove, and destroy all copies of the Products.

9.3 This Agreement may not be assigned to a successor entity as a result of an Ownership Change unless approved by Esri in writing in advance. If the assignment to the new entity is not approved, Customer will require any successor entity to uninstall, remove, and destroy the Products. This Agreement will terminate upon such Ownership Change.

August 21, 2019

TO: Chairperson and Directors of the Florin Resource Conservation District

FROM: Mark J. Madison, General Manager

SUBJECT: **OUTSIDE AGENCY MEETINGS REPORT**

RECOMMENDATION

This item is presented for information only. No action by the Florin Resource Conservation District Board of Directors is proposed at this time.

SUMMARY

The Outside Agency Meetings Report is a standing item on the Regular Board Meeting agenda.

Staff and Florin Resource Conservation District (FRCD) Board of Directors (Board) attended numerous outside agency meetings since the last Regular Board Meeting. This report is intended to inform the Board of any substantive content included in those meetings that potentially affect the Elk Grove Water District (EGWD).

DISCUSSION

Background

Per the Board's direction during the February 21, 2018 Board meeting, staff will report on the outside agency meetings that occurred since the previous Board meeting. This report has been designed to list the notable meetings attended, by either staff or Board members, and the report will be given orally by the staff or Board members in attendance.

Present Situation

The notable outside agency meetings attended since July 18 were as follows:

- | | | |
|--------|---|----------------------------|
| 8/2/19 | Sacramento Central Groundwater Authority (SCGA) Special Meeting/Strategic Plan Workshop | (Nelson, Madison, Kamilos) |
| 8/6/19 | Regional Water Authority (RWA) Public Outreach Committee | (Jones) |

OUTSIDE AGENCY MEETINGS REPORT

Page 2

8/14/19 SCGA Regular Board Meeting (Madison, Kamilos)

8/21/19 RWA Legislative Committee (Jones)

Staff will orally present the major content items addressed in these meetings during the Regular Board Meeting.

ENVIRONMENTAL CONSIDERATIONS

There are no direct environmental considerations associated with this report.

STRATEGIC PLAN CONFORMITY

The District's Strategic Plan addresses responsible business practices and the importance of providing the community with safe drinking water. Specifically, the Plan recommends an ongoing goal of participating with the RWA and SCGA. Attendance at these meetings, and this monthly report, assists EGWD in maintaining sound business practices, delivering safe drinking water, and meeting all regulatory and legal requirements.

FINANCIAL SUMMARY

There is no financial impact associated with this report.

Respectfully submitted,



MARK J. MADISON
GENERAL MANAGER

MJM/mm

August 21, 2019

TO: Chairperson and Directors of the Florin Resource Conservation District
FROM: Sarah Jones, Program Manager
SUBJECT: **LEGISLATIVE UPDATE**

RECOMMENDATION

This item is presented for information only. No action by the Florin Resource Conservation District Board of Directors is proposed at this time.

SUMMARY

The California Legislature was on Summer Recess starting July 12, 2019, reconvening on August 12, 2019. During the recess, Governor Newsom signed two (2) bills into law, AB 756 (Garcia) and SB 200 (Monning). AB 756 gives authority to the State Water Resources Control Board (State Water Board) to require monitoring and notifications for perfluorooctanoic acid (PFAO) and perfluorooctane sulfonate (PFOS). SB 200 establishes a Safe and Affordable Drinking Water Fund to help water systems provide an adequate and affordable supply of safe drinking water in both the near and long terms.

DISCUSSION

Background

The Board is periodically updated on legislative and regulatory issues.

Present Situation

The California Legislature was on Summer Recess starting July 12, 2019 reconvening on August 12, 2019. Two (2) bills were signed into law by Governor Newsom during the recess:

AB 756 (Garcia): On July 31, 2019 Governor Newsom signed into law AB 756, which gives authority to the State Water Board to require monitoring and notifications for two (2) common chemicals in the perfluoroalkyl and polyfluoroalkyl substances (PFAS) family, perfluorooctane sulfonate (PFOS) and perfluorooctanoic acid (PFOA). This bill creates a new separate monitoring and notification process specific for PFAO/PFOS.

The following comment was made by the Association of California Water Agencies (ACWA) in opposition to the bill:

LEGISLATIVE UPDATE

Page 2

“ACWA is concerned about the unintended consequences resulting from lowering the Notification Levels and Response Levels and ensuring the public’s confidence in the safety and quality of our state’s drinking water sources. Many sites that currently test below the existing levels would test above the new levels. Although Response Levels are not regulatory per se, the public will expect water agencies to provide drinking water only below the Division of Drinking Water’s (DDW) established Response Levels since DDW recommends that water systems remove sources from service if contaminants are detected at concentrations above those levels. Providing drinking water above those levels would undermine the public’s confidence in the overall safety and quality of their drinking water supplies. Water systems would therefore be compelled to remove numerous wells – at least 30% or more for many impacted water systems – that, notwithstanding PFOA and PFOS, are in compliance of existing drinking water regulations.”

SB 200 (Monning): On July 24, 2019 Governor Newsom signed in to law SB 200, which establishes a Safe and Affordable Drinking Water Fund to help water systems provide an adequate and affordable supply of safe drinking water in both the near and long terms. The bill will authorize the state board to provide for the deposit into the fund of certain moneys and will continuously appropriate the moneys in the fund to the state board for grants, loans, contracts, or services to assist eligible recipients.

Upcoming Legislative Deadlines

August Deadlines:

- Aug. 12 Legislature reconvenes from Summer Recess.
- Aug. 30 Last day for fiscal committees to meet and report bills.

September Deadlines:

- Sept. 3-13 Floor session only. No committee may meet for any purpose, except Rules Committee, bills referred pursuant to Assembly Rule 77.2, and Conference Committees.
- Sept. 6 Last day to amend on floor.
- Sept. 13 Last day for any bill to be passed. Interim Recess begins upon adjournment.

ENVIRONMENTAL CONSIDERATIONS

There are no direct environmental considerations associated with this report.

LEGISLATIVE UPDATE

Page 3

STRATEGIC PLAN CONFORMITY

Tracking active legislation complies with the District's Regulatory Compliance goals of the 2012-2017 Strategic Plan.

FINANCIAL SUMMARY

There is no direct financial impact associated with this report.

Respectfully submitted,



SARAH JONES
PROGRAM MANAGER